

Encise Monthly Snapshot

(NHI Price Based, Quick Data*)

October 2018

Research Category

Monthly

Date of Release

November 09, 2018

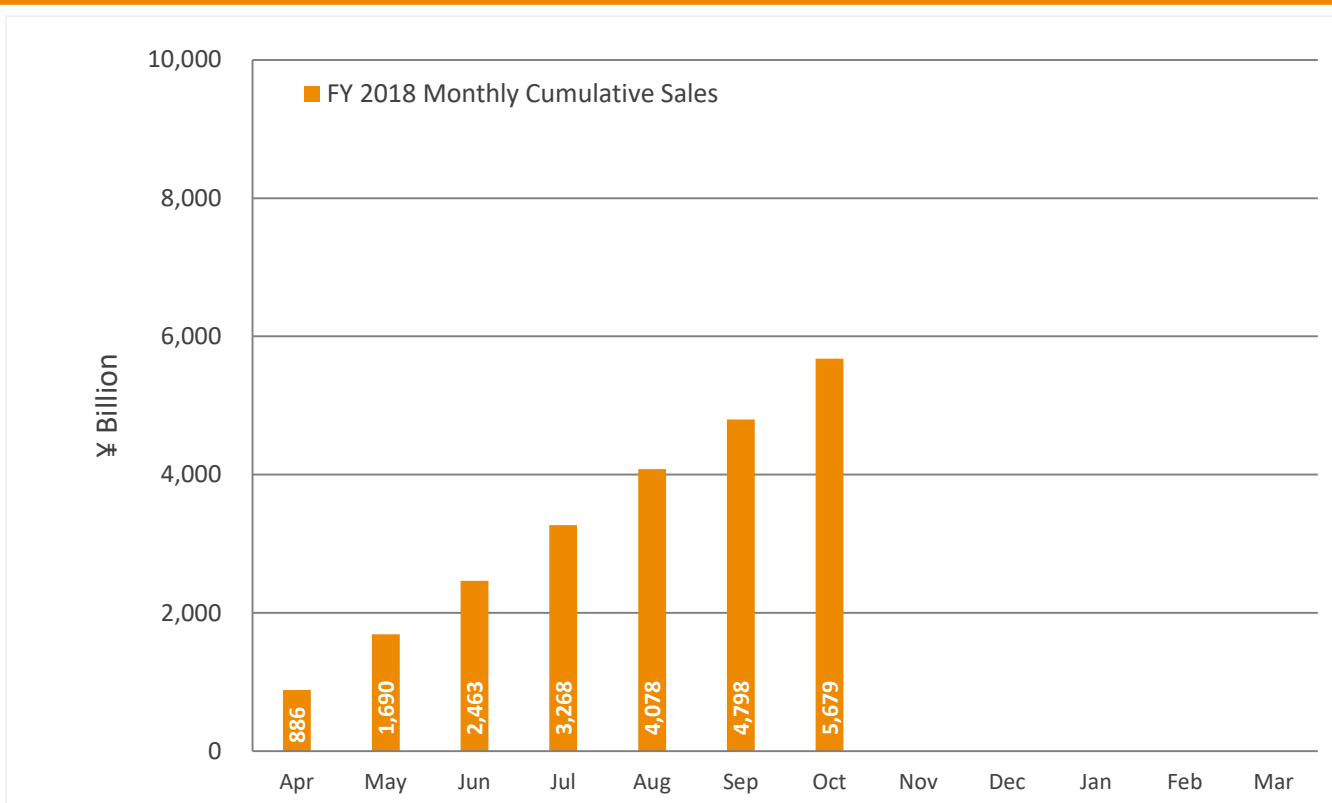
Encise | Research Center

Monitoring Pharmaceutical Industry for the Society
MFPR Shibuya bldg., 2-5, Shibuya 1-chome, Shibuya-ku, Tokyo 150-0002
Phone : +81-3-6712-6339 | Fax : +81-3-6712-6343

* Please note that only the most recent month data is 'Quick Data'; while the previous months' data is 'Fixed Data'. 'Quick Data' may slightly vary from the 'Fixed Data'.

Encise has prepared these reports by processing, editing, and developing estimates based on the ethical drug information we have collected. We do not guarantee the accuracy or completeness of this information, or that it meets any specific threshold in terms of content and/or quality.

FY 2018 (April 2018 to October 2018*)



Source: Encise Inc.

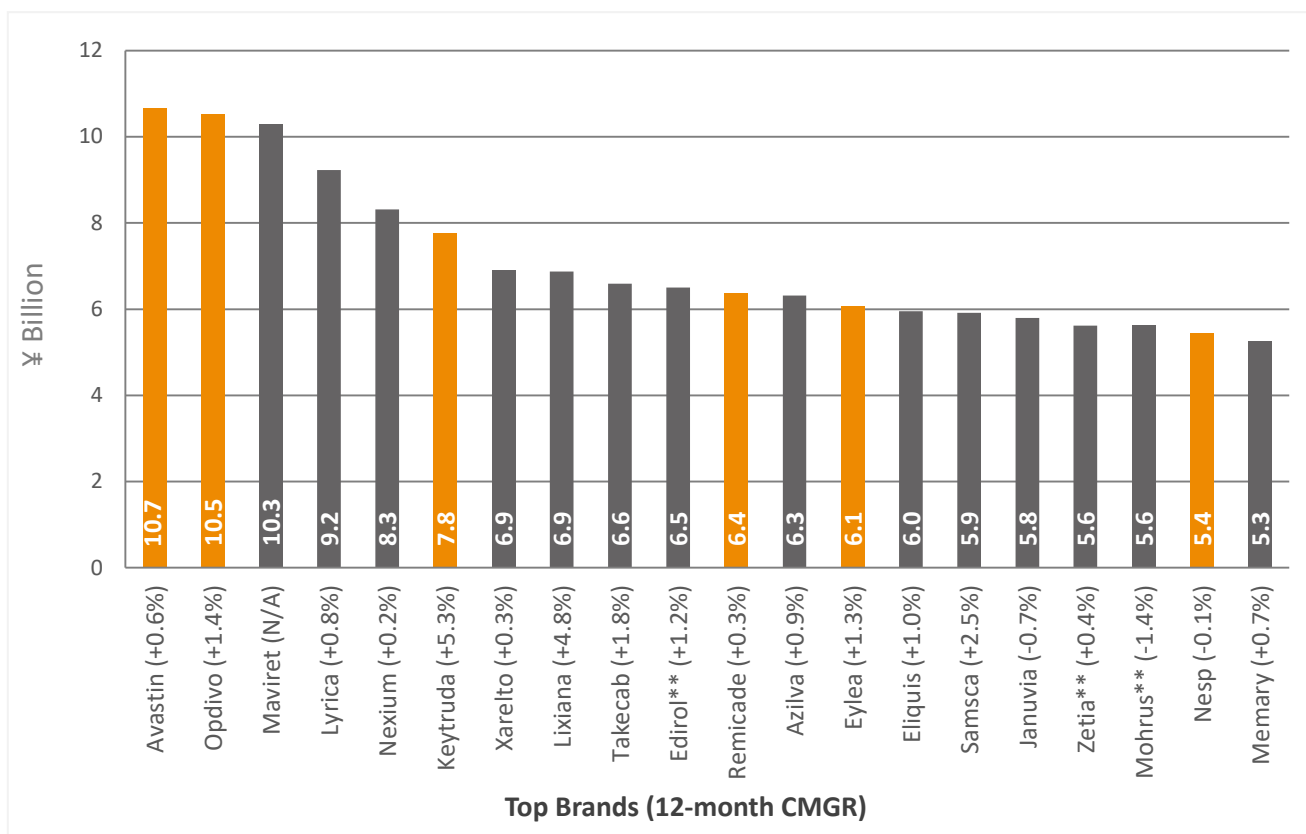
Monthly Sales	Apr	May	Jun	Jul	Aug	Sep	Oct	Nov	Dec	Jan	Feb	Mar
FY 2018 Monthly	886	804	773	804	810	720	881					
% Growth MoM	10%	-9%	-4%	4%	1%	-11%	22%					
FY 2018 Monthly Cumulative	886	1,690	2,463	3,268	4,078	4,798	5,679					
FY 2017 Monthly	856	805	829	793	838	781	862	838	946	782	774	807
% Growth MoM	1%	-6%	3%	-4%	6%	-7%	10%	-3%	13%	-17%	-1%	4%
FY 2017 Monthly Cumulative	856	1,662	2,491	3,284	4,122	4,903	5,764	6,602	7,549	8,330	9,104	9,911

Source: Encise Inc.

* Please note that only the most recent month data is 'Quick Data'; while the previous months' data is 'Fixed Data'. 'Quick Data' may slightly vary from the 'Fixed Data'.

Encise has prepared these reports by processing, editing, and developing estimates based on the ethical drug information we have collected. We do not guarantee the accuracy or completeness of this information, or that it meets any specific threshold in terms of content and/or quality.

Top 20 Brands* (October)



Source: Encise Inc.

Definitions:

** Total sales of co-marketed products

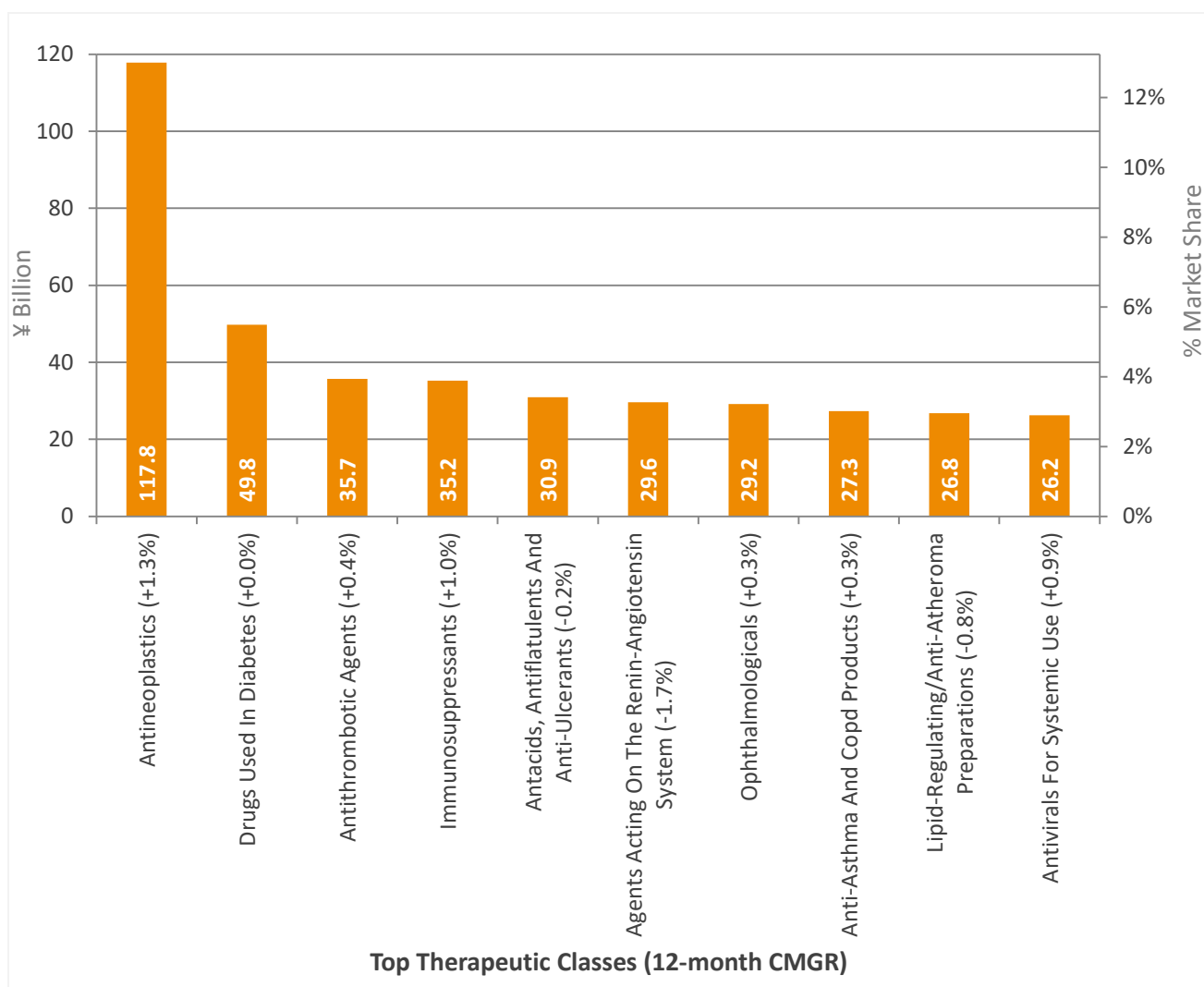
CMGR: Compound Monthly Growth Rate

- Biologics – Mab and other large molecules whose structures cannot be drawn
- Small Molecule – molecular structure can be drawn on paper

*Please note that only the most recent month data is 'Quick Data'; while the previous months' data is 'Fixed Data'. 'Quick Data' may slightly vary from the 'Fixed Data'.

Encise has prepared these reports by processing, editing, and developing estimates based on the ethical drug information we have collected. We do not guarantee the accuracy or completeness of this information, or that it meets any specific threshold in terms of content and/or quality.

Top 10 Therapeutic Classes (October)



Source: Encise Inc.

CMGR: Compound Monthly Growth Rate

*Please note that only the most recent month data is 'Quick Data'; while the previous months' data is 'Fixed Data'. 'Quick Data' may slightly vary from the 'Fixed Data'.

Encise has prepared these reports by processing, editing, and developing estimates based on the ethical drug information we have collected. We do not guarantee the accuracy or completeness of this information, or that it meets any specific threshold in terms of content and/or quality.

This page is intentionally left blank..

Encise | Research Center

Monitoring Pharmaceutical Industry for the Society

MFPR Shibuya bldg., 2-5, Shibuya 1-chome, Shibuya-ku, Tokyo 150-0002

Phone : +81-3-6712-6339 | Fax : +81-3-6712-6343