

# Encise Monthly Snapshot

## (NHI Price Based, Quick Data\*)

### July 2019

#### Research Category

Monthly

#### Date of Release

Aug 06, 2019

## Encise | Research Center

Monitoring Pharmaceutical Industry for the Society  
MFPR Shibuya bldg., 2-5, Shibuya 1-chome, Shibuya-ku, Tokyo 150-0002  
Phone : +81-3-6712-6339 | Fax : +81-3-6712-6343

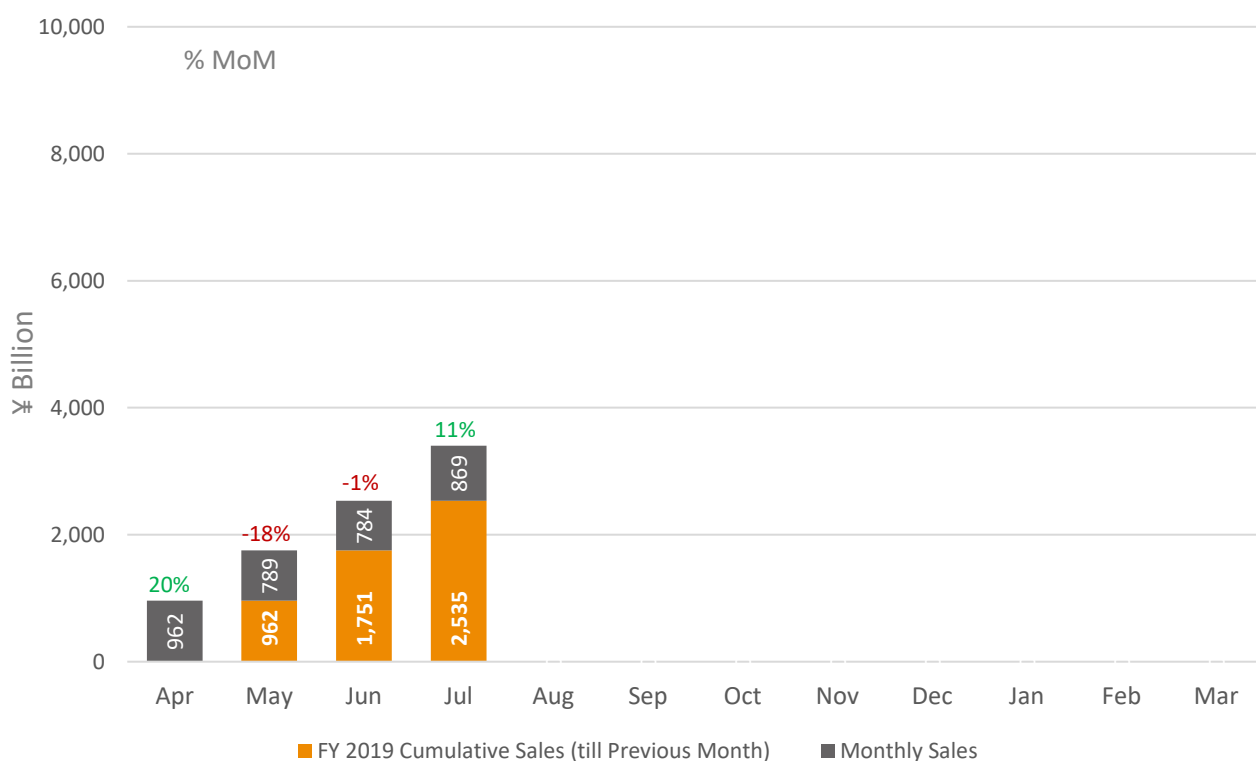
\* Please note that only the most recent month data is 'Quick Data'; while the previous months' data is 'Fixed Data'. 'Quick Data' may slightly vary from the 'Fixed Data'.

Encise has prepared these reports by processing, editing, and developing estimates based on the ethical drug information we have collected. We do not guarantee the accuracy or completeness of this information, or that it meets any specific threshold in terms of content and/or quality.

Unless otherwise indicated, all of the content in the Report is owned by Encise, and Encise reserves all the rights including, but not limited to, copyrights contained or expressed in or relating to the Report, and they are protected by applicable laws.

No one, except with and to the extent of the prior written consent of Encise, shall transfer the Report to any person or let any person use the Report, or quote, reproduce or copy any and all part of the Report.

## FY 2019\* (April 2019 to July 2019)



Sales figures are rounded to the nearest ¥Billion.

Source: Encise Inc.

Monthly Sales	Apr	May	Jun	Jul	Aug	Sep	Oct	Nov	Dec	Jan	Feb	Mar
FY 2019 Monthly	962	789	784	869								
% Growth MoM	20%	-18%	-1%	11%								
FY 2019 Monthly Cumulative	962	1,751	2,535	3,404								
FY 2018 Monthly	886	804	773	804	810	720	881	828	892	796	767	804
% Growth MoM	10%	-9%	-4%	4%	1%	-11%	22%	-6%	8%	-11%	-4%	5%
FY 2018 Monthly Cumulative	886	1,690	2,463	3,268	4,078	4,798	5,679	6,507	7,399	8,195	8,962	9,766

Source: Encise Inc.

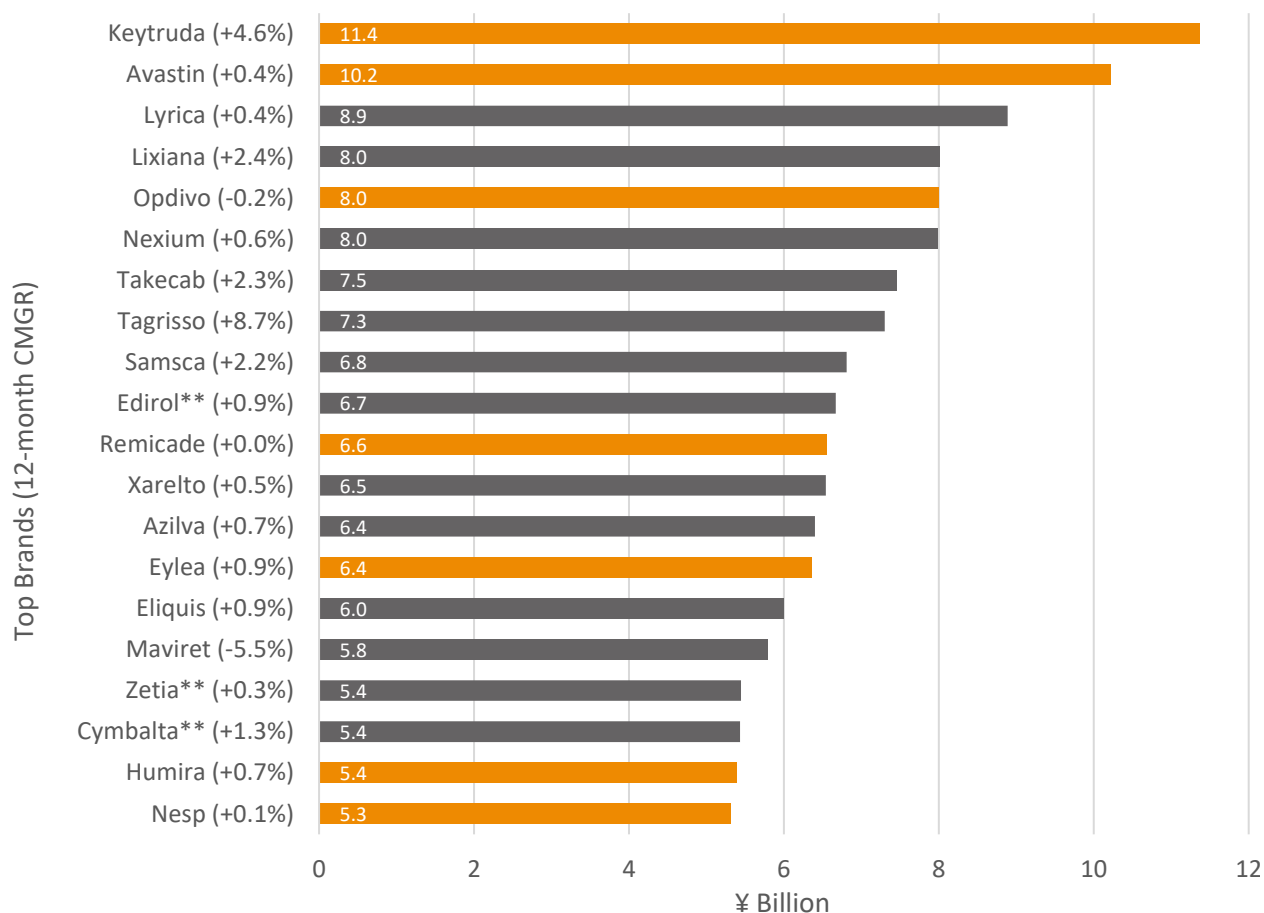
\* Please note that only the most recent month data is 'Quick Data'; while the previous months' data is 'Fixed Data'. 'Quick Data' may slightly vary from the 'Fixed Data'.

Encise has prepared these reports by processing, editing, and developing estimates based on the ethical drug information we have collected. We do not guarantee the accuracy or completeness of this information, or that it meets any specific threshold in terms of content and/or quality.

Unless otherwise indicated, all of the content in the Report is owned by Encise, and Encise reserves all the rights including, but not limited to, copyrights contained or expressed in or relating to the Report, and they are protected by applicable laws.

No one, except with and to the extent of the prior written consent of Encise, shall transfer the Report to any person or let any person use the Report, or quote, reproduce or copy any and all part of the Report.

## Top 20 Brands\* (July 2019)



Source: Encise Inc.

\*\* Total Sales of the Brand marketed by more than one company (including topical agents).

**CMGR:** Compound Monthly Growth Rate

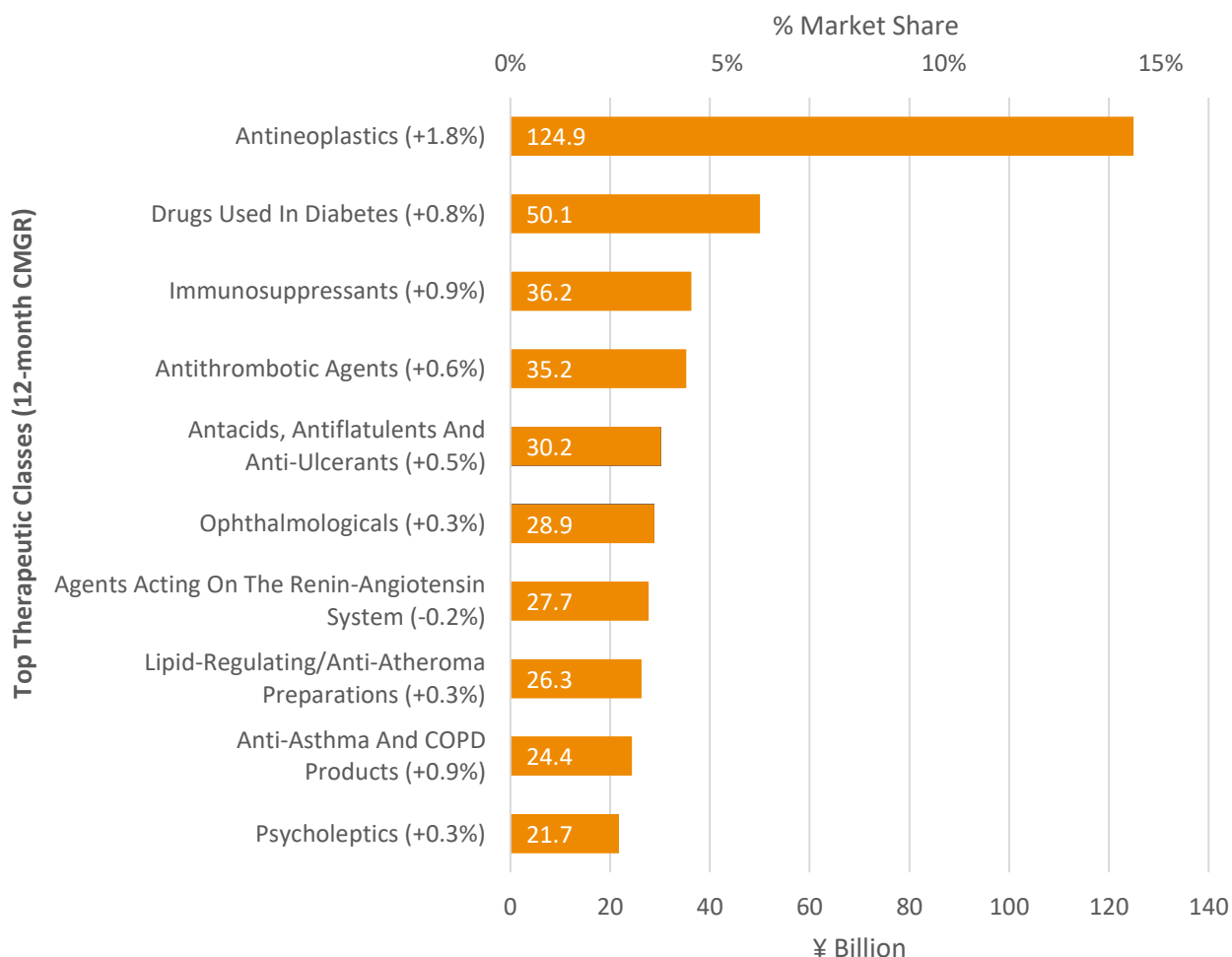
- Biologics – Mab and other large molecules whose structures cannot be drawn
- Small Molecule – molecular structure can be drawn on paper

\* Please note that only the most recent month data is 'Quick Data'; while the previous months' data is 'Fixed Data'. 'Quick Data' may slightly vary from the 'Fixed Data'.

Encise has prepared these reports by processing, editing, and developing estimates based on the ethical drug information we have collected. We do not guarantee the accuracy or completeness of this information, or that it meets any specific threshold in terms of content and/or quality.

Unless otherwise indicated, all of the content in the Report is owned by Encise, and Encise reserves all the rights including, but not limited to, copyrights contained or expressed in or relating to the Report, and they are protected by applicable laws. No one, except with and to the extent of the prior written consent of Encise, shall transfer the Report to any person or let any person use the Report, or quote, reproduce or copy any and all part of the Report.

## Top 10 Therapeutic Classes\* (July 2019)



Source: Encise Inc.

**CMGR:** Compound Monthly Growth Rate

\* Please note that only the most recent month data is 'Quick Data'; while the previous months' data is 'Fixed Data'. 'Quick Data' may slightly vary from the 'Fixed Data'.

Encise has prepared these reports by processing, editing, and developing estimates based on the ethical drug information we have collected. We do not guarantee the accuracy or completeness of this information, or that it meets any specific threshold in terms of content and/or quality.

Unless otherwise indicated, all of the content in the Report is owned by Encise, and Encise reserves all the rights including, but not limited to, copyrights contained or expressed in or relating to the Report, and they are protected by applicable laws. No one, except with and to the extent of the prior written consent of Encise, shall transfer the Report to any person or let any person use the Report, or quote, reproduce or copy any and all part of the Report.

*This page is intentionally left blank..*

# *Encise* | Research Center

Monitoring Pharmaceutical Industry for the Society

MFPR Shibuya bldg., 2-5, Shibuya 1-chome, Shibuya-ku, Tokyo 150-0002

Phone : +81-3-6712-6339 | Fax : +81-3-6712-6343