

Encise Monthly Snapshot

(NHI Price Based, Quick Data)

October 2019

Research Category

Monthly

Date of Release

Nov 07, 2019

Encise | Research Center

Monitoring Pharmaceutical Industry for the Society
MFPR Shibuya bldg., 2-5, Shibuya 1-chome, Shibuya-ku, Tokyo 150-0002
Phone : +81-3-6712-6339 | Fax : +81-3-6712-6343

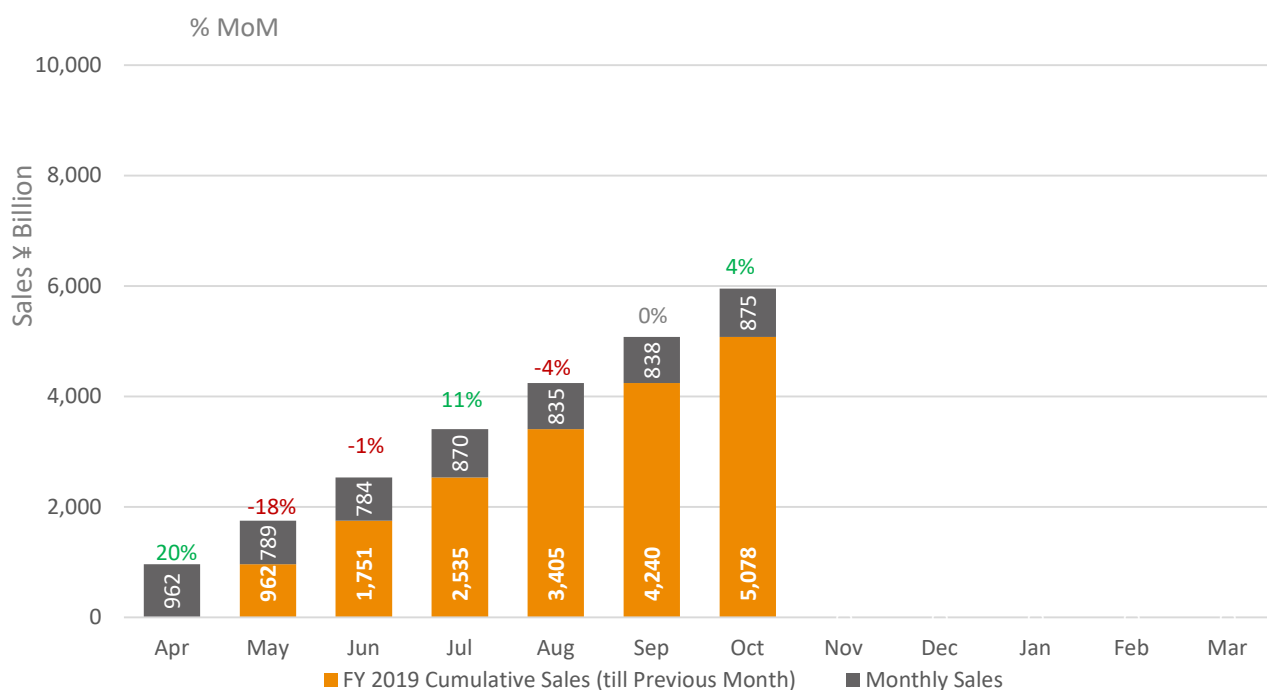
Please note that only the most recent month's data is 'Quick Data'; while the previous months' data is 'Fixed Data'. 'Quick Data' may slightly vary from the 'Fixed Data'.

Encise Research Center has prepared this Report by processing, editing, and developing estimates based on the ethical drug information Encise has collected. Encise does not guarantee the accuracy or completeness of this information, or that it meets any specific threshold in terms of content and/or quality.

Unless otherwise indicated, all of the content of the Report is owned by Encise, and Encise reserves all the rights including, but not limited to, copyrights contained or expressed in or relating to the Report, and they are protected by applicable laws.

No one, except with and to the extent of the prior written consent of Encise, shall transfer the Report to any person or let any person use the Report, or quote, reproduce or copy any and all part of the Report.

Monthly History FY 2019 (April 2019 to October 2019)



Sales figures are rounded to the nearest ¥Billion.

Source: Encise Inc.

| Monthly Sales | Apr | May | Jun | Jul | Aug | Sep | Oct | Nov | Dec | Jan | Feb | Mar |
|----------------------------|-----|-------|-------|-------|-------|-------|-------|-------|-------|-------|-------|-------|
| FY 2019 Monthly | 962 | 789 | 784 | 870 | 835 | 838 | 875 | | | | | |
| % Growth MoM | 20% | -18% | -1% | 11% | -4% | 0% | 4% | | | | | |
| FY 2019 Monthly Cumulative | 962 | 1,751 | 2,535 | 3,405 | 4,240 | 5,078 | 5,953 | | | | | |
| FY 2018 Monthly | 886 | 804 | 773 | 804 | 810 | 720 | 881 | 828 | 892 | 796 | 767 | 804 |
| % Growth MoM | 10% | -9% | -4% | 4% | 1% | -11% | 22% | -6% | 8% | -11% | -4% | 5% |
| FY 2018 Monthly Cumulative | 886 | 1,690 | 2,463 | 3,268 | 4,078 | 4,798 | 5,679 | 6,507 | 7,399 | 8,195 | 8,962 | 9,766 |

Source: Encise Inc.

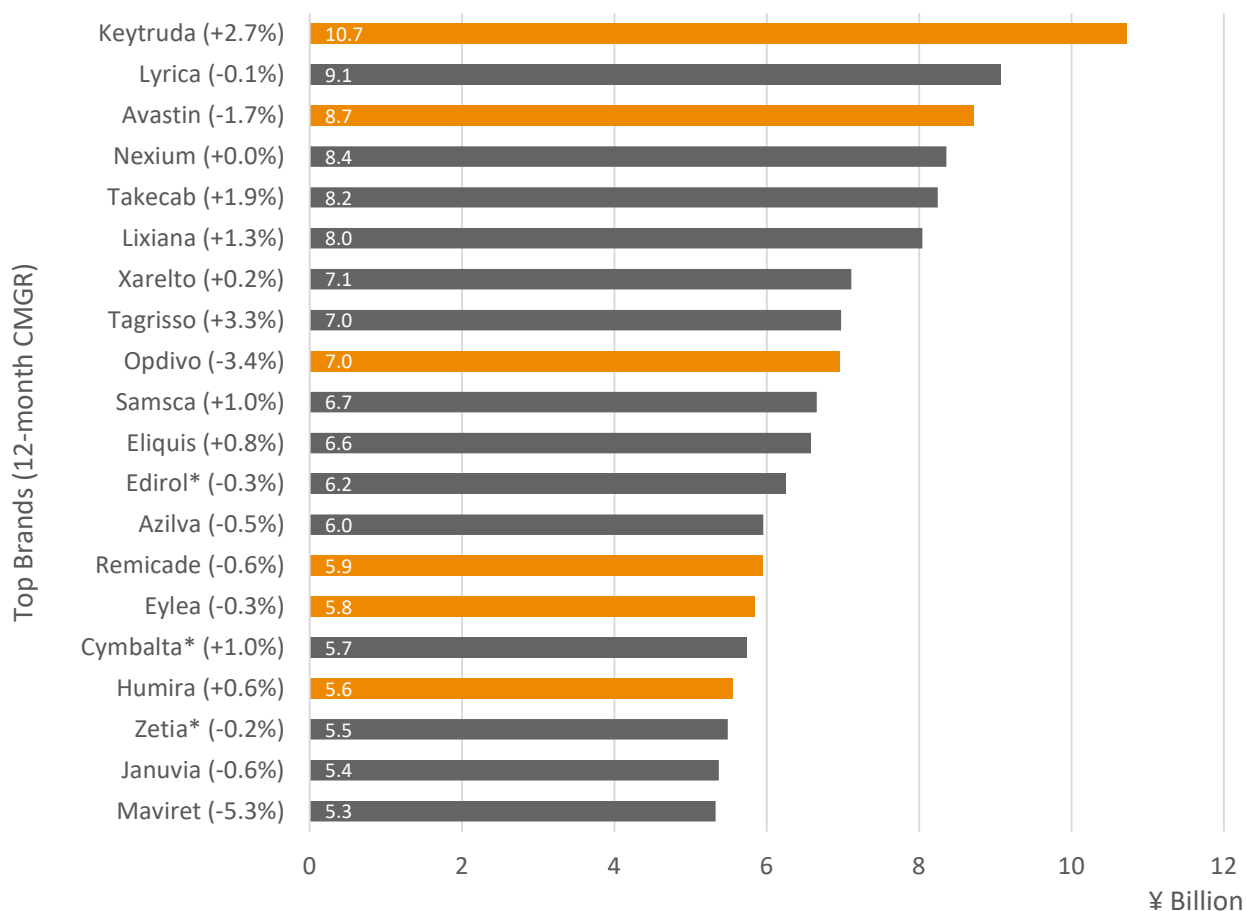
Please note that only the most recent month's data is 'Quick Data'; while the previous months' data is 'Fixed Data'. 'Quick Data' may slightly vary from the 'Fixed Data'.

Encise Research Center has prepared this Report by processing, editing, and developing estimates based on the ethical drug information Encise has collected. Encise does not guarantee the accuracy or completeness of this information, or that it meets any specific threshold in terms of content and/or quality.

Unless otherwise indicated, all of the content of the Report is owned by Encise, and Encise reserves all the rights including, but not limited to, copyrights contained or expressed in or relating to the Report, and they are protected by applicable laws.

No one, except with and to the extent of the prior written consent of Encise, shall transfer the Report to any person or let any person use the Report, or quote, reproduce or copy any and all part of the Report.

Top 20 Brands (October 2019)



Source: Encise Inc.

* Total Sales of the Brand marketed by more than one company (including topical agents).

CMGR: Compound Monthly Growth Rate

Biologics – MAb and other large molecules whose structures cannot be drawn
 Small Molecule – molecular structure can be drawn on paper

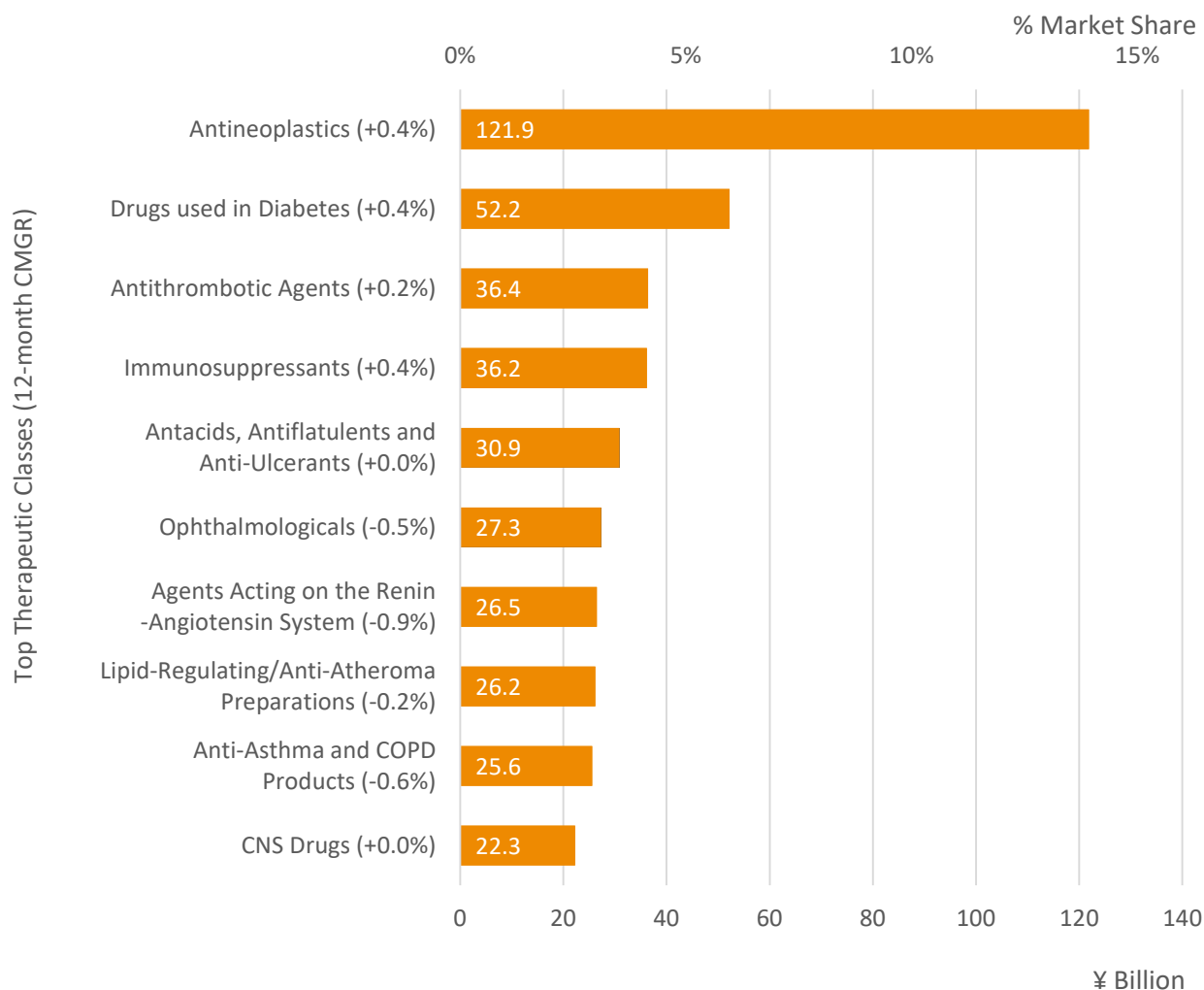
Please note that only the most recent month's data is 'Quick Data'; while the previous months' data is 'Fixed Data'. 'Quick Data' may slightly vary from the 'Fixed Data'.

Encise Research Center has prepared this Report by processing, editing, and developing estimates based on the ethical drug information Encise has collected. Encise does not guarantee the accuracy or completeness of this information, or that it meets any specific threshold in terms of content and/or quality.

Unless otherwise indicated, all of the content of the Report is owned by Encise, and Encise reserves all the rights including, but not limited to, copyrights contained or expressed in or relating to the Report, and they are protected by applicable laws.

No one, except with and to the extent of the prior written consent of Encise, shall transfer the Report to any person or let any person use the Report, or quote, reproduce or copy any and all part of the Report.

Top 10 Therapeutic Classes (October 2019)



Source: Encise Inc.

CMGR: Compound Monthly Growth Rate

Therapeutic Classes are based on Encise's original classification. Please note that only the most recent month's data is 'Quick Data'; while the previous months' data is 'Fixed Data'. 'Quick Data' may slightly vary from the 'Fixed Data'.

Encise Research Center has prepared this Report by processing, editing, and developing estimates based on the ethical drug information Encise has collected. Encise does not guarantee the accuracy or completeness of this information, or that it meets any specific threshold in terms of content and/or quality.

Unless otherwise indicated, all of the content of the Report is owned by Encise, and Encise reserves all the rights including, but not limited to, copyrights contained or expressed in or relating to the Report, and they are protected by applicable laws.

No one, except with and to the extent of the prior written consent of Encise, shall transfer the Report to any person or let any person use the Report, or quote, reproduce or copy any and all part of the Report.

This page is intentionally left blank..

Encise | Research Center

Monitoring Pharmaceutical Industry for the Society

MFPR Shibuya bldg., 2-5, Shibuya 1-chome, Shibuya-ku, Tokyo 150-0002

Phone : +81-3-6712-6339 | Fax : +81-3-6712-6343