



Encise FY 2019 Snapshot

(NHI Price Based)

April 2019 to March 2020

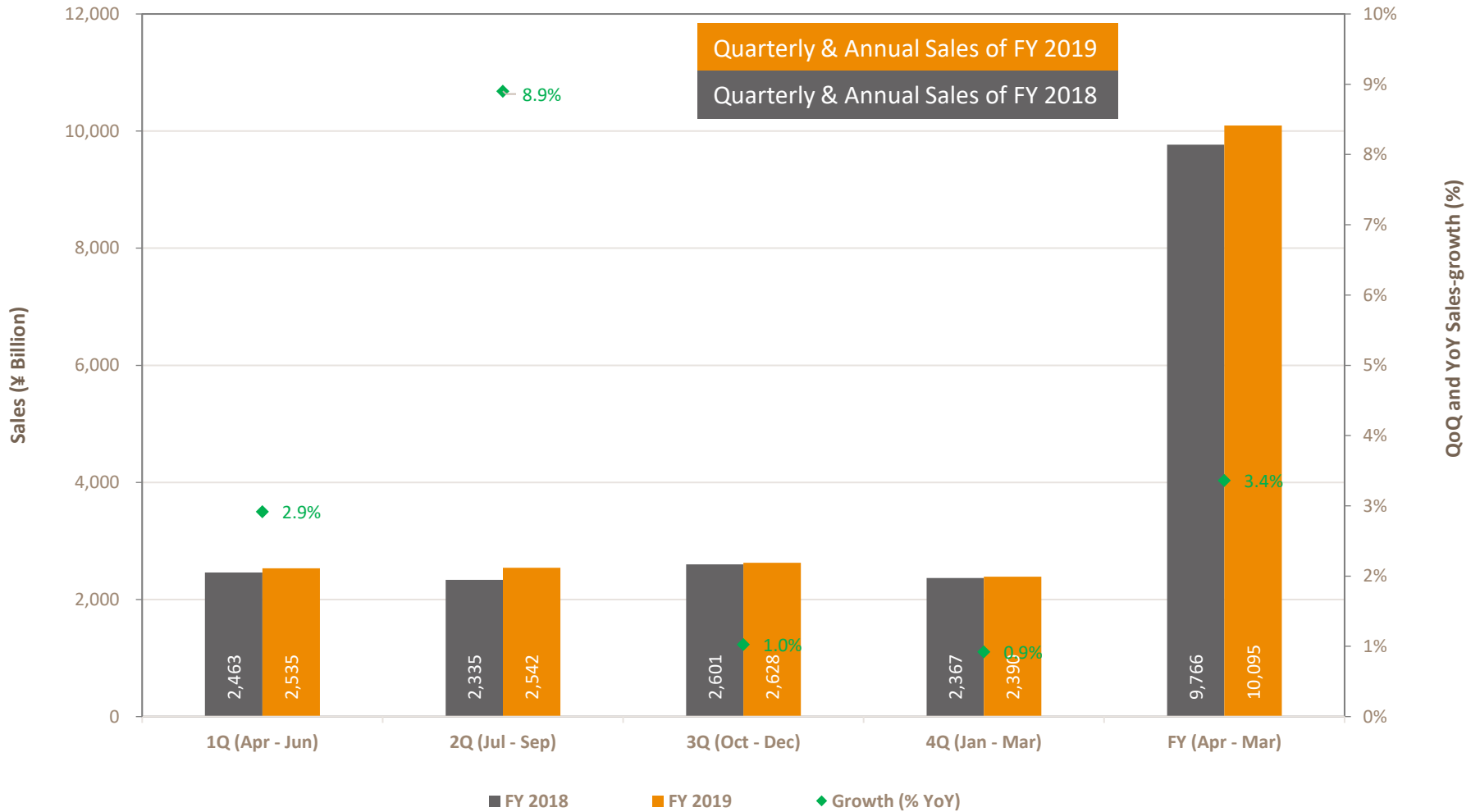
Disclaimer: Encise has prepared these reports by processing, editing, and developing estimates based on the ethical drug information we have collected. We do not guarantee the accuracy or completeness of this information, or that it meets any specific threshold in terms of content and/or quality.



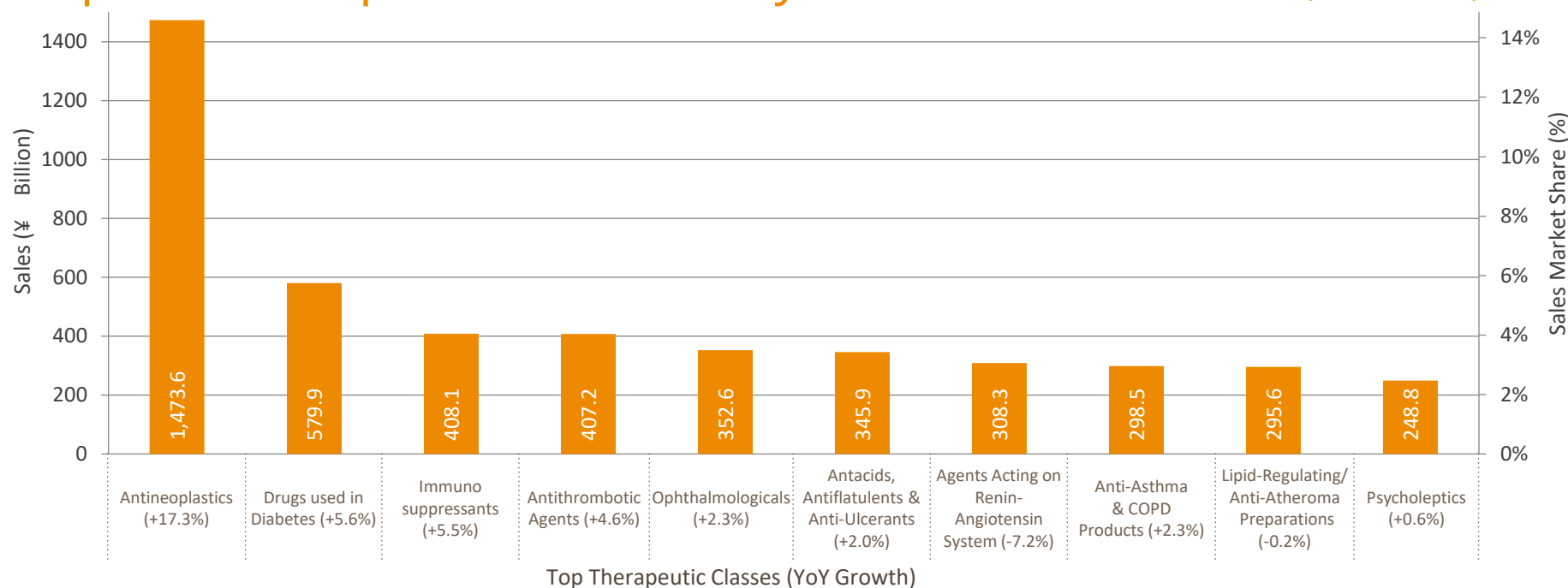
Copyright © 2020 Encise Inc. All Rights Reserved.

FOR THE NEXT GENERATION. FOR THE PATIENTS.

Period at Glance (QoQ and YoY) Data Period: FY2018/ FY2019

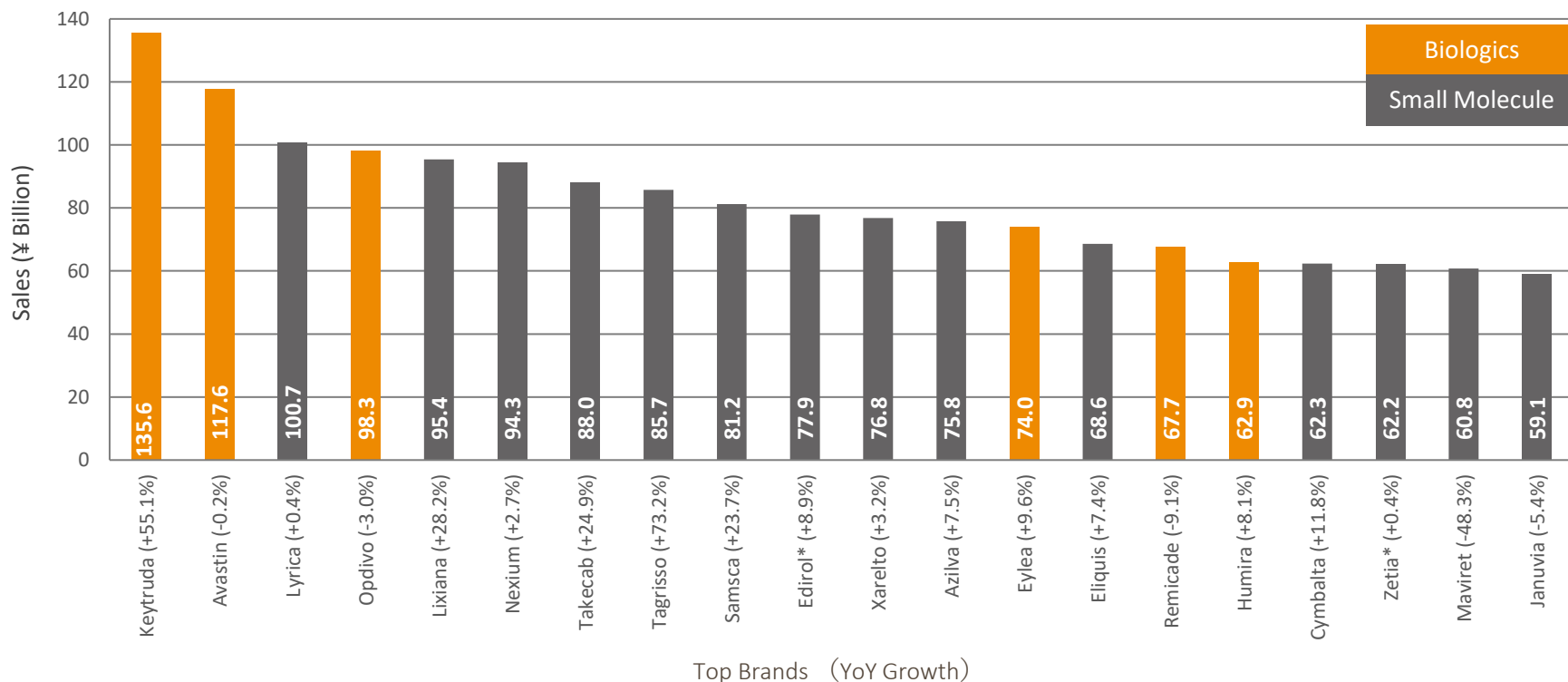


Top-10 Therapeutic Classes by Sales Data Period: 2019/4 -2020/3



- Top-10 Therapeutic Classes form 46.7% of total Japan Pharma sales at ¥4,718.5 Billion (4.7% YoY).
- Antineoplastics form 14.6% of total NHI-market and continue to grow in double digits (17.3% YoY). They remain growth catalysts for the industry for the coming years with global pipeline full of potential candidates.
- In Antineoplastics, 17.3% growth was mainly backed by contribution from Keytruda (¥135.6 Billion, +55.1% YoY), Tagrisso (¥85.7 Billion, +73.2% YoY), Imfinzi (¥29.7 Billion, +271.1% YoY), Perjeta (¥40.1 Billion, 82.5% YoY) etc.
- In Antineoplastic sub-categories, MAb and Protein Kinase inhibitors together form 73.4% share and growing at 21.8% YoY. While conventional Antineoplastics (Antimetabolites, Alkylating Agents, Antibiotics and Platinum Agents) are stagnant or degrowing. Immune Check-Point Inhibitors total sales was ¥299.9 Billion, 39.2% YoY.
- Cardiovascular Drugs categories Agents Acting on the Renin-Angiotensin System and Lipid-Regulating/Anti-Atheroma Preparations remains among top-10 therapeutic class but they continue to shrink (-7.2% and -0.2% respectively). Except, Azilva (¥75.8 Billion, 7.5% YoY) and Zacras (23.6 Billion, 11.1% YoY), all other ARB Brands including combination drugs have lost patent and continues price-cuts and genericization led to crash in the class. Likewise, for Lipid-Regulating Class decline as all 'Statins' have gone generics and Statins LLP's sales is declining (¥61.4 Billion, -16.6% YoY).

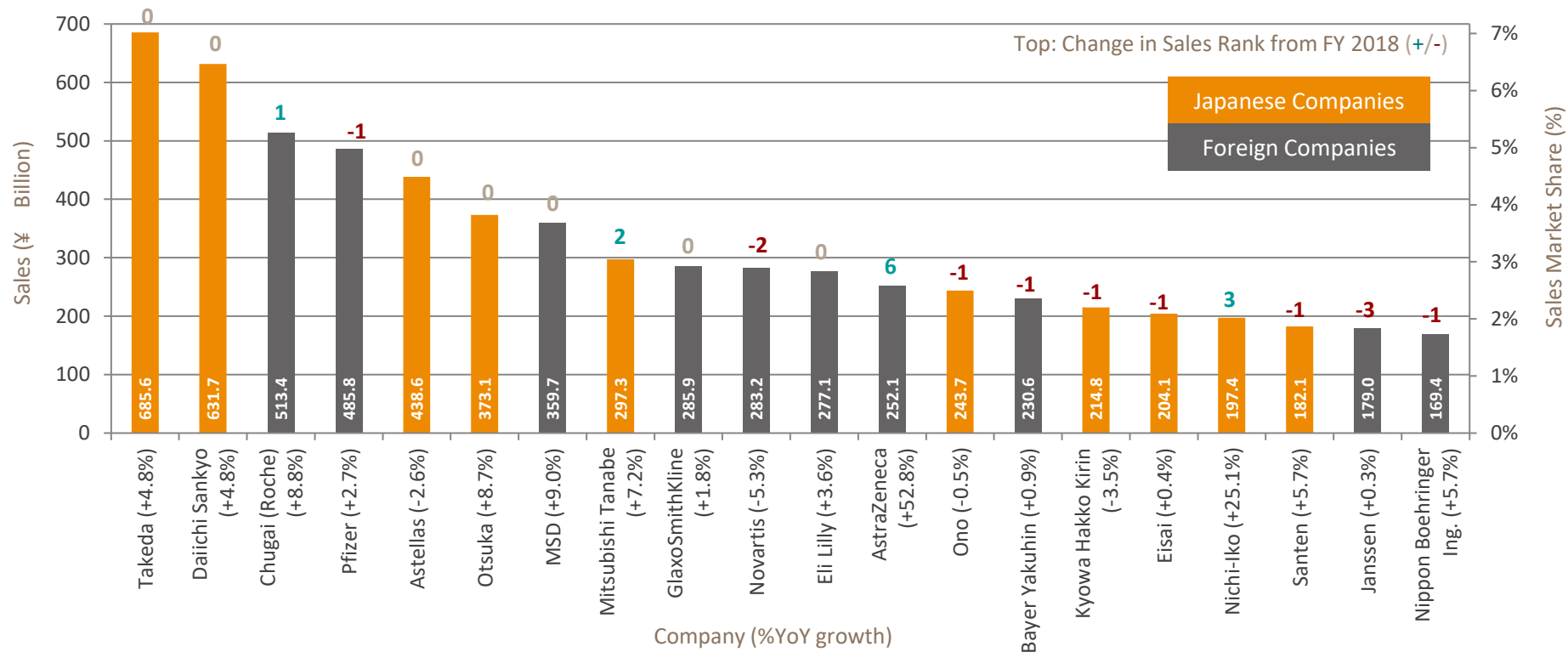
Top-20 Brands by Sales Data Period: 2019/4 -2020/3



* Total Sales of the Brand marketed by more than one company (including topical agents).

- Combined sales of top-20 pharmaceuticals brands for the FY 2019 totaled ¥1,644.7 Billion and constituted 16.3% of the total Japan Pharma sales for the period.
- The combined sales of top-20 pharmaceuticals brands for the FY 2019 increased by 5.9% compared to FY 2018. It was largely due to increased sales of Keytruda (55.1% YoY), Tagrisso (73.2% YoY), and Lixiana (28.2% YoY), however the sales of Maviret (-48.3% YoY) and Remicade (-9.1%) etc., decreased.
- Biologics Brands constitute 33.8% of the Top-20 Brands sales. It is 2.8 percent point (PP) less than previous year mainly due to Nesp was not included this year in top-20 and the sales of Avastin, Opdivo and Remicade declined.
- Brands Entering and Exiting 'Top-20 Club' in FY 2019 (on YoY basis): Two New Brands made entry into the top-20 club this year are Tagrisso (Rank 8, 73.2% YoY) and Cymbalta (Rank 17, 11.8% YoY). Two Brands exited are Nesp (-53% YoY due to generics entry) and Mohrus (-8.1% YoY).

Top-20 Companies by Sales* Data Period: 2019/4 - 2020/3



* Sales by Marketing Authorization Holder

- Combined sales of top-20 'marketing-companies' constitutes 64.4% (up by 1.1PP YoY) of total Japan pharma sales at ¥6,504.7 Billion (5.2% YoY) for the FY 2019.
- Among top-20 companies - sales ratio of Japanese Companies to Foreign Companies was ~53:47 (it was ~54:46 for FY 2018). Total sales of Japanese Companies among top-20 companies was ¥3,468.4 Billion (4.2% YoY), while for the Foreign Companies it was ¥3,036.2 Billion (6.4% YoY) for the period.
- Among top-20 companies – While Takeda and Daiichi-Sankyo retained top two positions, total 4 companies in top- 20 moved-up in their ranks. Among them include AstraZeneca which moves 6 ranks up,+52.8% YoY, largely due to growing sales of Tagrisso (¥85.7 Billion, 73.2% YoY), Imfinzi (¥29.7 Billion, 271.1% YoY) and transfer of sales of Symbicort (¥28.4 Billion)], Nichi-Iko (moves 3 ranks up), Mitsubishi-Tanabe (2 ranks up) and Pfizer (1 rank up).