

Encise FY 2019 Snapshot

(NHI Price Based, Quick Data)

04/2019 to 03/2020

Research Category

Annual

Date of Release

Apr 10, 2020

Encise | Research Center

Monitoring Pharmaceutical Industry for the Society
MFPR Shibuya bldg., 2-5, Shibuya 1-chome, Shibuya-ku, Tokyo 150-0002
Phone : +81-3-6712-6339 | Fax : +81-3-6712-6343

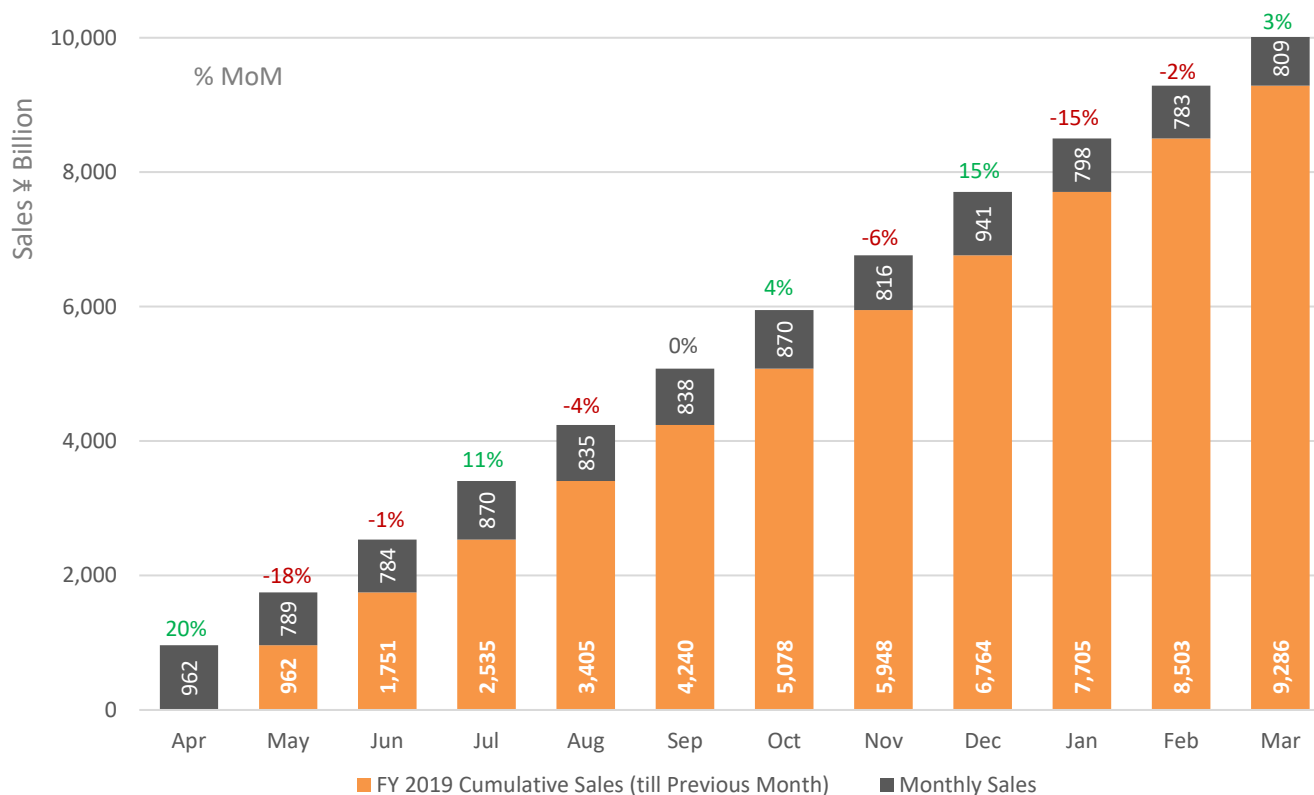
Please note that only the most recent month's data is 'Quick Data'; while the previous months' data is 'Fixed Data'. 'Quick Data' may slightly vary from the 'Fixed Data'.

Encise Research Center has prepared this Report by processing, editing, and developing estimates based on the ethical drug information Encise has collected. Encise does not guarantee the accuracy or completeness of this information, or that it meets any specific threshold in terms of content and/or quality.

Unless otherwise indicated, all of the content of the Report is owned by Encise, and Encise reserves all the rights including, but not limited to, copyrights contained or expressed in or relating to the Report, and they are protected by applicable laws.

No one, except with and to the extent of the prior written consent of Encise, shall transfer the Report to any person or let any person use the Report, or quote, reproduce or copy any and all part of the Report.

FY 2019 (April 2019 to March 2020)



Sales figures are rounded to the nearest ¥Billion.

Source: Encise Inc.

Monthly Sales	Apr	May	Jun	Jul	Aug	Sep	Oct	Nov	Dec	Jan	Feb	Mar
FY 2019 Monthly	962	789	784	870	835	838	870	816	941	798	783	809
% Growth MoM	20%	-18%	-1%	11%	-4%	0%	4%	-6%	15%	-15%	-2%	3%
FY 2019 Monthly Cumulative	962	1,751	2,535	3,405	4,240	5,078	5,948	6,764	7,705	8,503	9,286	10,095
FY 2018 Monthly	886	804	773	804	810	720	881	828	892	796	767	804
% Growth MoM	10%	-9%	-4%	4%	1%	-11%	22%	-6%	8%	-11%	-4%	5%
FY 2018 Monthly Cumulative	886	1,690	2,463	3,268	4,078	4,798	5,679	6,507	7,399	8,195	8,962	9,766

Source: Encise Inc.

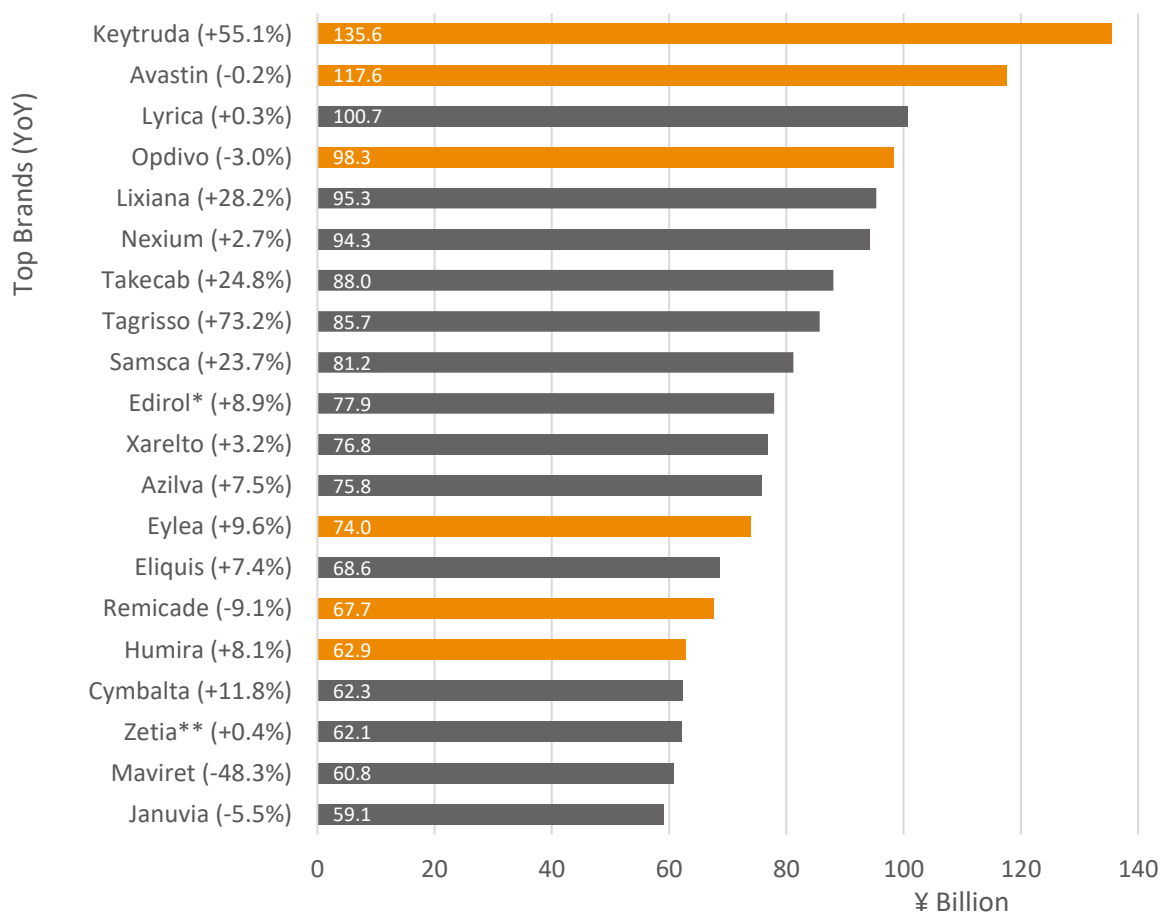
Please note that only the most recent month's data is 'Quick Data'; while the previous months' data is 'Fixed Data'. 'Quick Data' may slightly vary from the 'Fixed Data'.

Encise Research Center has prepared this Report by processing, editing, and developing estimates based on the ethical drug information Encise has collected. Encise does not guarantee the accuracy or completeness of this information, or that it meets any specific threshold in terms of content and/or quality.

Unless otherwise indicated, all of the content of the Report is owned by Encise, and Encise reserves all the rights including, but not limited to, copyrights contained or expressed in or relating to the Report, and they are protected by applicable laws.

No one, except with and to the extent of the prior written consent of Encise, shall transfer the Report to any person or let any person use the Report, or quote, reproduce or copy any and all part of the Report.

Top 20 Brands (04/2019 to 03/2020)



Source: Encise Inc.

* Total Sales of the Brand marketed by more than one company (including topical agents).

- Biologics – MAb and other large molecules whose structures cannot be drawn
- Small Molecule – molecular structure can be drawn on paper

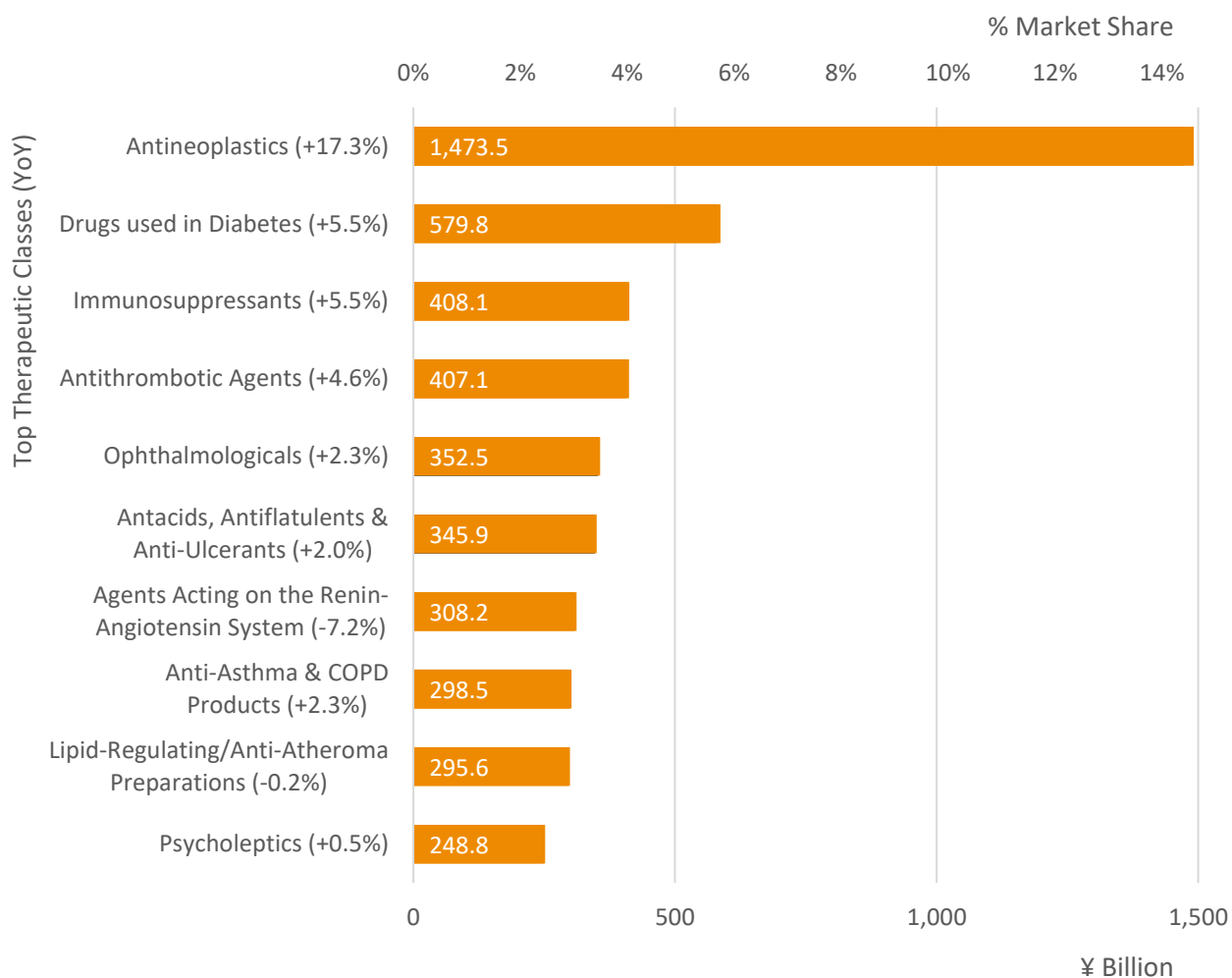
Please note that only the most recent month's data is 'Quick Data'; while the previous months' data is 'Fixed Data'. 'Quick Data' may slightly vary from the 'Fixed Data'.

Encise Research Center has prepared this Report by processing, editing, and developing estimates based on the ethical drug information Encise has collected. Encise does not guarantee the accuracy or completeness of this information, or that it meets any specific threshold in terms of content and/or quality.

Unless otherwise indicated, all of the content of the Report is owned by Encise, and Encise reserves all the rights including, but not limited to, copyrights contained or expressed in or relating to the Report, and they are protected by applicable laws.

No one, except with and to the extent of the prior written consent of Encise, shall transfer the Report to any person or let any person use the Report, or quote, reproduce or copy any and all part of the Report.

Top 10 Therapeutic Classes (04/2019 to 03/2020)



Source: Encise Inc.

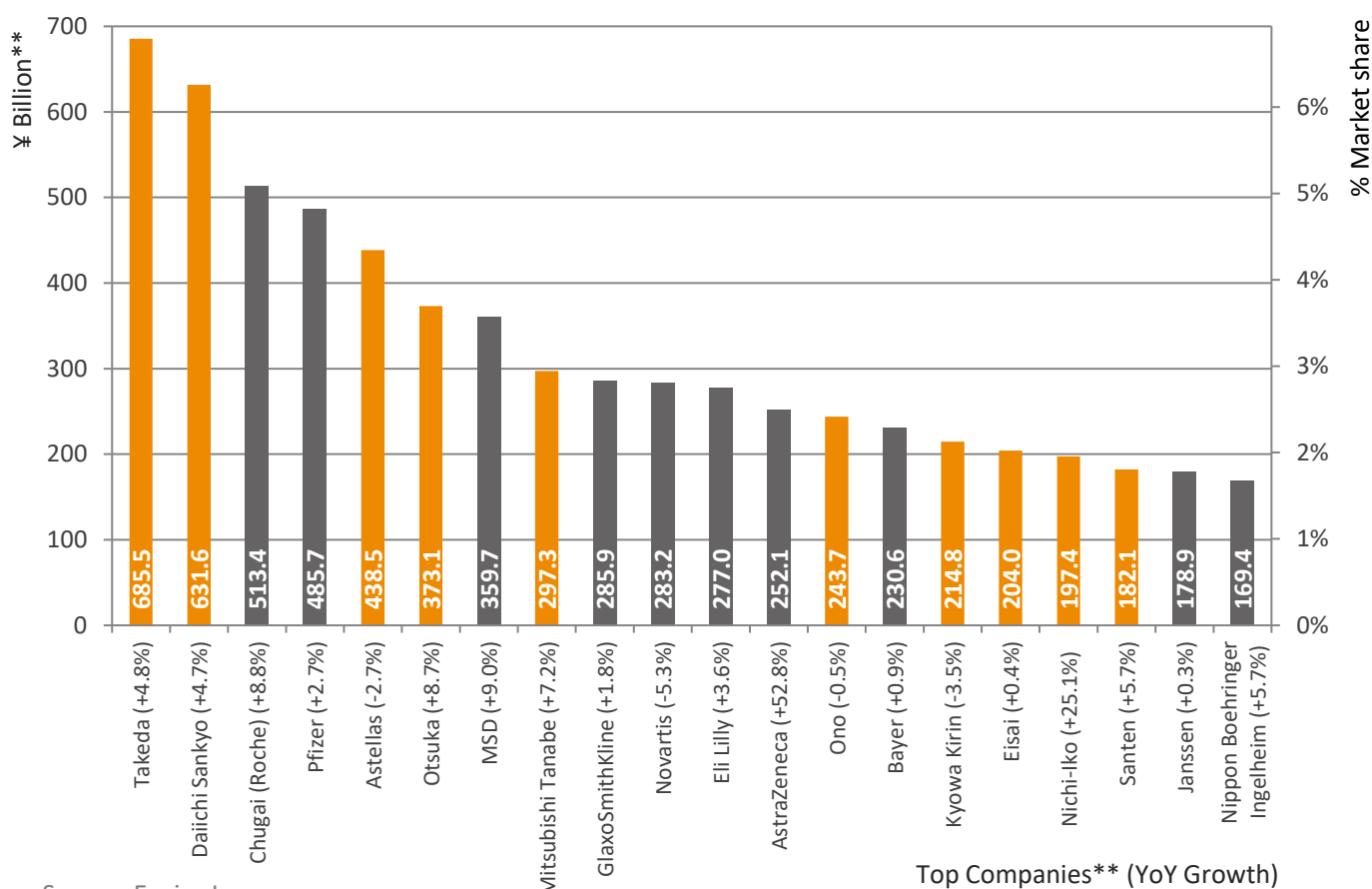
Therapeutic Classes are based on Encise's original classification. Please note that only the most recent month's data is 'Quick Data'; while the previous months' data is 'Fixed Data'. 'Quick Data' may slightly vary from the 'Fixed Data'.

Encise Research Center has prepared this Report by processing, editing, and developing estimates based on the ethical drug information Encise has collected. Encise does not guarantee the accuracy or completeness of this information, or that it meets any specific threshold in terms of content and/or quality.

Unless otherwise indicated, all of the content of the Report is owned by Encise, and Encise reserves all the rights including, but not limited to, copyrights contained or expressed in or relating to the Report, and they are protected by applicable laws.

No one, except with and to the extent of the prior written consent of Encise, shall transfer the Report to any person or let any person use the Report, or quote, reproduce or copy any and all part of the Report.

Top 20 Companies (04/2019 to 03/2020)



Source: Encise Inc.

Definitions:

** Sales by Marketing Authorization Holder



Therapeutic Classes are based on Encise's original classification. Please note that only the most recent month's data is 'Quick Data'; while the previous months' data is 'Fixed Data'. 'Quick Data' may slightly vary from the 'Fixed Data'.

Encise Research Center has prepared this Report by processing, editing, and developing estimates based on the ethical drug information Encise has collected. Encise does not guarantee the accuracy or completeness of this information, or that it meets any specific threshold in terms of content and/or quality.

Unless otherwise indicated, all of the content of the Report is owned by Encise, and Encise reserves all the rights including, but not limited to, copyrights contained or expressed in or relating to the Report, and they are protected by applicable laws.

No one, except with and to the extent of the prior written consent of Encise, shall transfer the Report to any person or let any person use the Report, or quote, reproduce or copy any and all part of the Report.

Encise | Research Center

Monitoring Pharmaceutical Industry for the Society

MFPR Shibuya bldg., 2-5, Shibuya 1-chome, Shibuya-ku, Tokyo 150-0002

Phone : +81-3-6712-6339 | Fax : +81-3-6712-6343