



# MONTHLY Report

Encise snapshot data  
-NHI price base-

---

## 2020.10

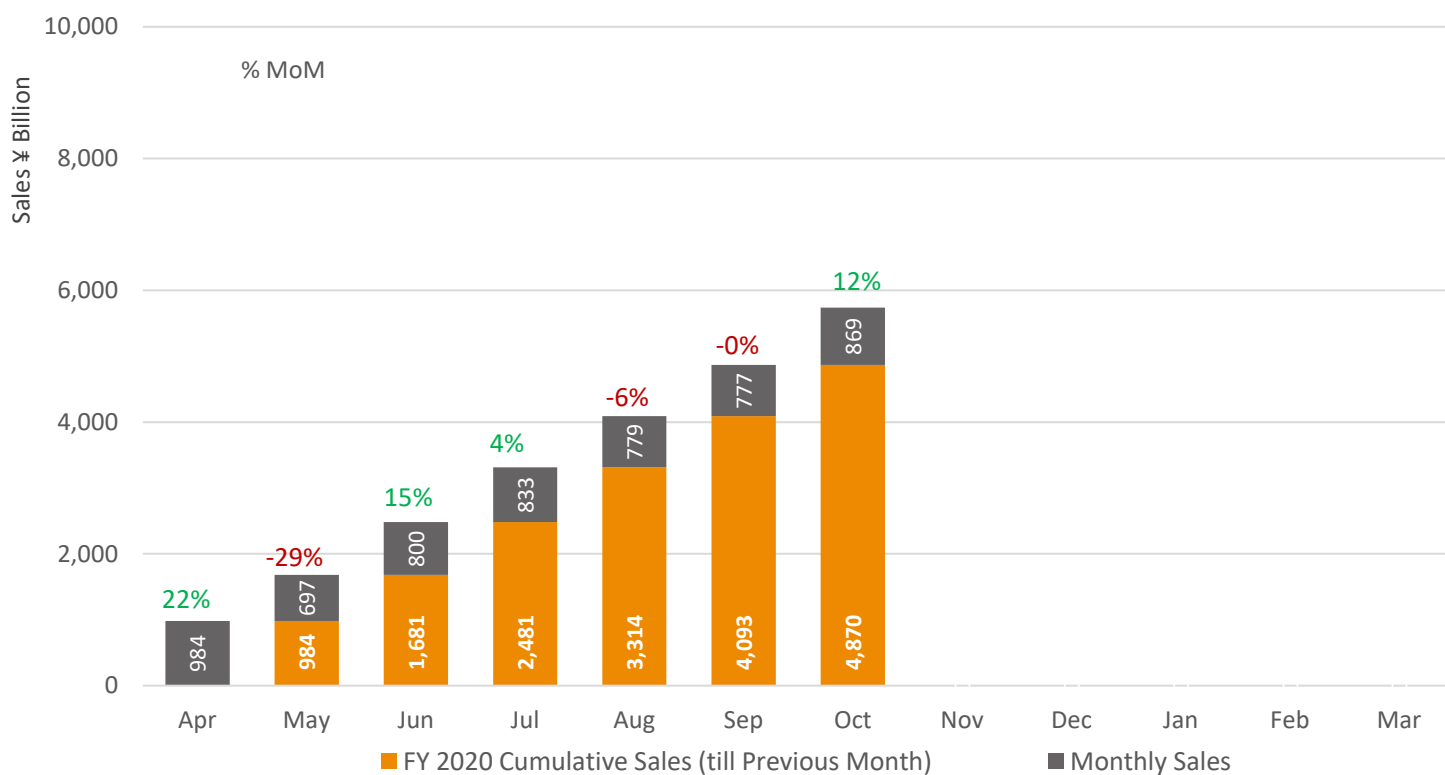
Date of Release  
2020.11.6

**Encise | Research Center**  
Monitoring Pharmaceutical Industry for the Society

We insist that you must read the terms of use at the end of this report (the "Terms of Use").  
Anyone who has read the report is deemed to have agreed to the Terms of Use.

Research Report | Copyright © 2020 Encise Inc. All Rights Reserved.

## Monthly History of FY 2020 (April 2020 to March 2021)



Sales figures are rounded to the nearest ¥Billion.

Source: Encise Inc.

Monthly Sales	Apr	May	Jun	Jul	Aug	Sep	Oct	Nov	Dec	Jan	Feb	Mar
FY 2020 Monthly	984	697	800	833	779	777	869					
% Growth MoM	22%	-29%	15%	4%	-6%	-0%	12%					
FY 2020 Monthly Cumulative	984	1,681	2,481	3,314	4,093	4,870	5,739					
FY 2019 Monthly	962	789	784	870	835	838	870	816	941	798	783	810
% Growth MoM	20%	-18%	-1%	11%	-4%	0%	4%	-6%	15%	-15%	-2%	3%
FY 2019 Monthly Cumulative	962	1,751	2,535	3,405	4,240	5,078	5,948	6,764	7,705	8,503	9,286	10,095

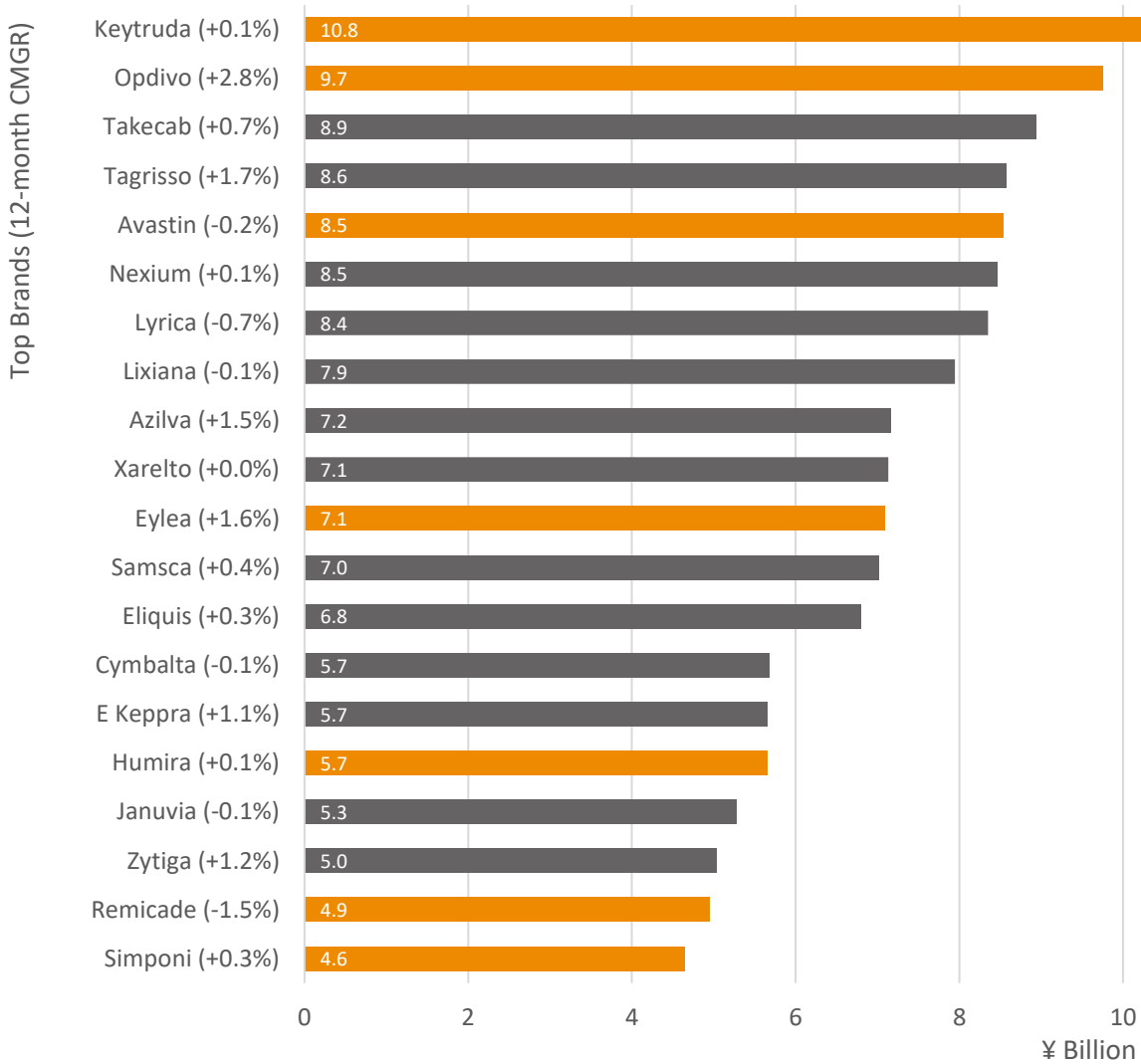
Source: Encise Inc.

We insist that you must read the terms of use at the end of this report (the "Terms of Use").

Anyone who has read the report is deemed to have agreed to the Terms of Use.

Research Report | Copyright © 2020 Encise Inc. All Rights Reserved.

## Top 20 Brands (October 2020)



Source: Encise Inc.

\* Total Sales of the Brand marketed by more than one company (including topical agents).

**CMGR:** Compound Monthly Growth Rate



Biologics – MAb and other large molecules whose structures cannot be drawn

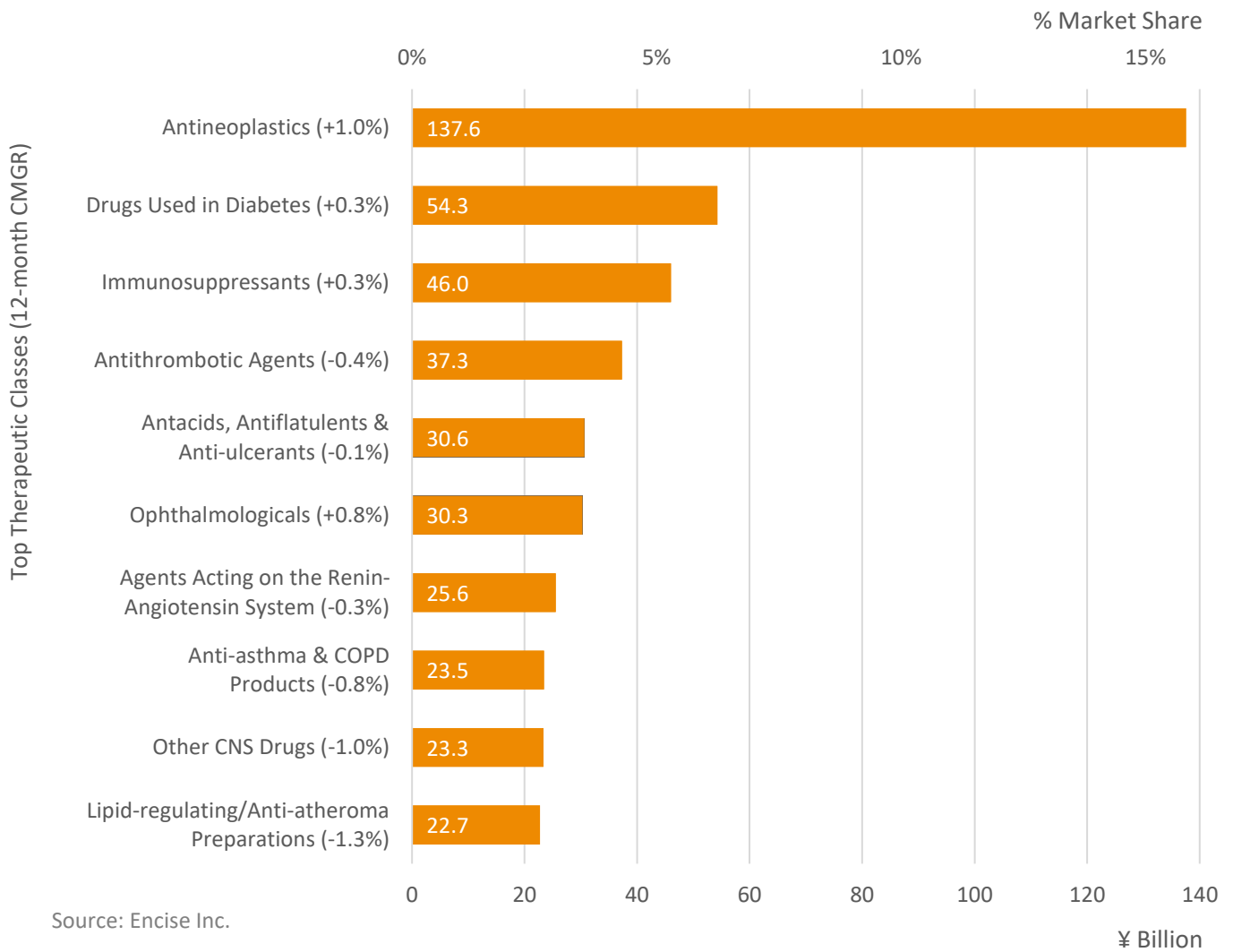
Small Molecule – molecular structure can be drawn on paper

We insist that you must read the terms of use at the end of this report (the "Terms of Use").

Anyone who has read the report is deemed to have agreed to the Terms of Use.

Research Report | Copyright © 2020 Encise Inc. All Rights Reserved.

## Top 10 Therapeutic Classes (October 2020)



**CMGR:** Compound Monthly Growth Rate

We insist that you must read the terms of use at the end of this report (the "Terms of Use").  
Anyone who has read the report is deemed to have agreed to the Terms of Use.

Research Report | Copyright © 2020 Encise Inc. All Rights Reserved.



## Memo

We insist that you must read the terms of use at the end of this report (the "Terms of Use").  
Anyone who has read the report is deemed to have agreed to the Terms of Use.

Research Report | Copyright © 2020 Encise Inc. All Rights Reserved.



---

#### Terms of Use

Therapeutic Classes are based on Encise's original classification. Please note that only the most recent month's data is 'Quick Data'; while the previous months' data is 'Fixed Data'. 'Quick Data' may slightly vary from the 'Fixed Data'.

Encise Research Center has prepared this Report by processing, editing, and developing estimates based on the ethical drug information Encise has collected. Encise does not guarantee the accuracy or completeness of this information, or that it meets any specific threshold in terms of content and/or quality.

Unless otherwise indicated, all of the content of the Report is owned by Encise, and Encise reserves all the rights including, but not limited to, copyrights contained or expressed in or relating to the Report, and they are protected by applicable laws.

No one, except with and to the extent of the prior written consent of Encise, shall transfer the Report to any person or let any person use the Report, or quote, reproduce or copy any and all part of the Report.

**Encise Research Center**

MFPR Shibuya bldg., 2-5, Shibuya 1-chome, Shibuya-ku, Tokyo 150-0002, Japan  
Phone: +81-3-6712-6339 Fax: +81-3-6712-6343