



MONTHLY Report

Encise snapshot data
-NHI price base-

2021.10

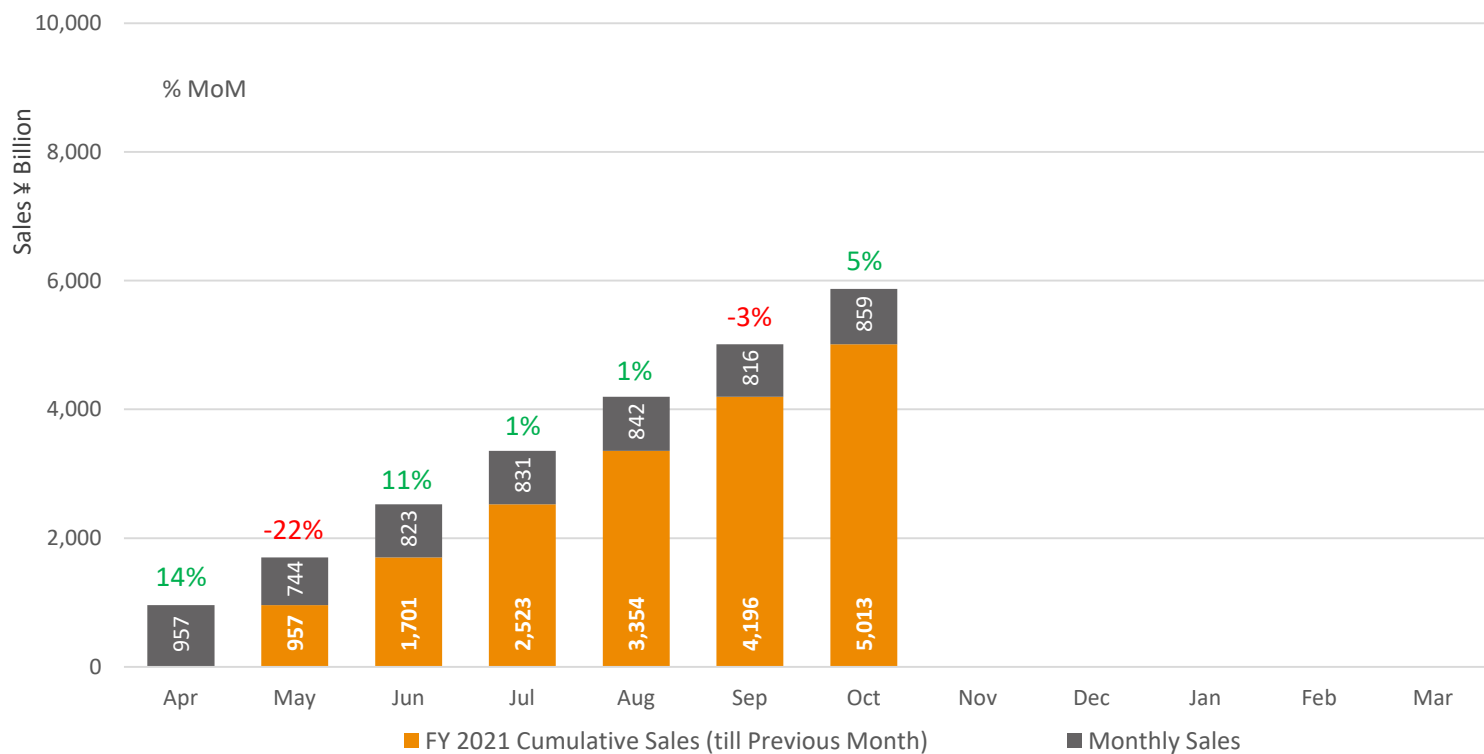
Date of Release
2021.11.5

Encise | Research Center
Monitoring Pharmaceutical Industry for the Society

We insist that you must read the terms of use at the end of this report (the "Terms of Use").
Anyone who has read the report is deemed to have agreed to the Terms of Use.

Research Report | Copyright © 2021 Encise Inc. All Rights Reserved.

Monthly History of FY 2021 (April 2021 to March 2022)



Sales figures are rounded to the nearest ¥Billion.

Source: Encise Inc.

Monthly Sales	Apr	May	Jun	Jul	Aug	Sep	Oct	Nov	Dec	Jan	Feb	Mar
FY 2021 Monthly	957	744	823	831	842	816	859					
% Growth MoM	14%	-22%	11%	1%	1%	-3%	5%					
FY 2021 Monthly Cumulative	957	1,701	2,523	3,354	4,196	5,013	5,872					
FY 2020 Monthly	984	697	800	833	779	777	868	792	919	764	757	838
% Growth MoM	22%	-29%	15%	4%	-6%	-0%	12%	-9%	16%	-17%	-1%	11%
FY 2020 Monthly Cumulative	984	1,681	2,481	3,315	4,094	4,870	5,739	6,531	7,450	8,214	8,970	9,808

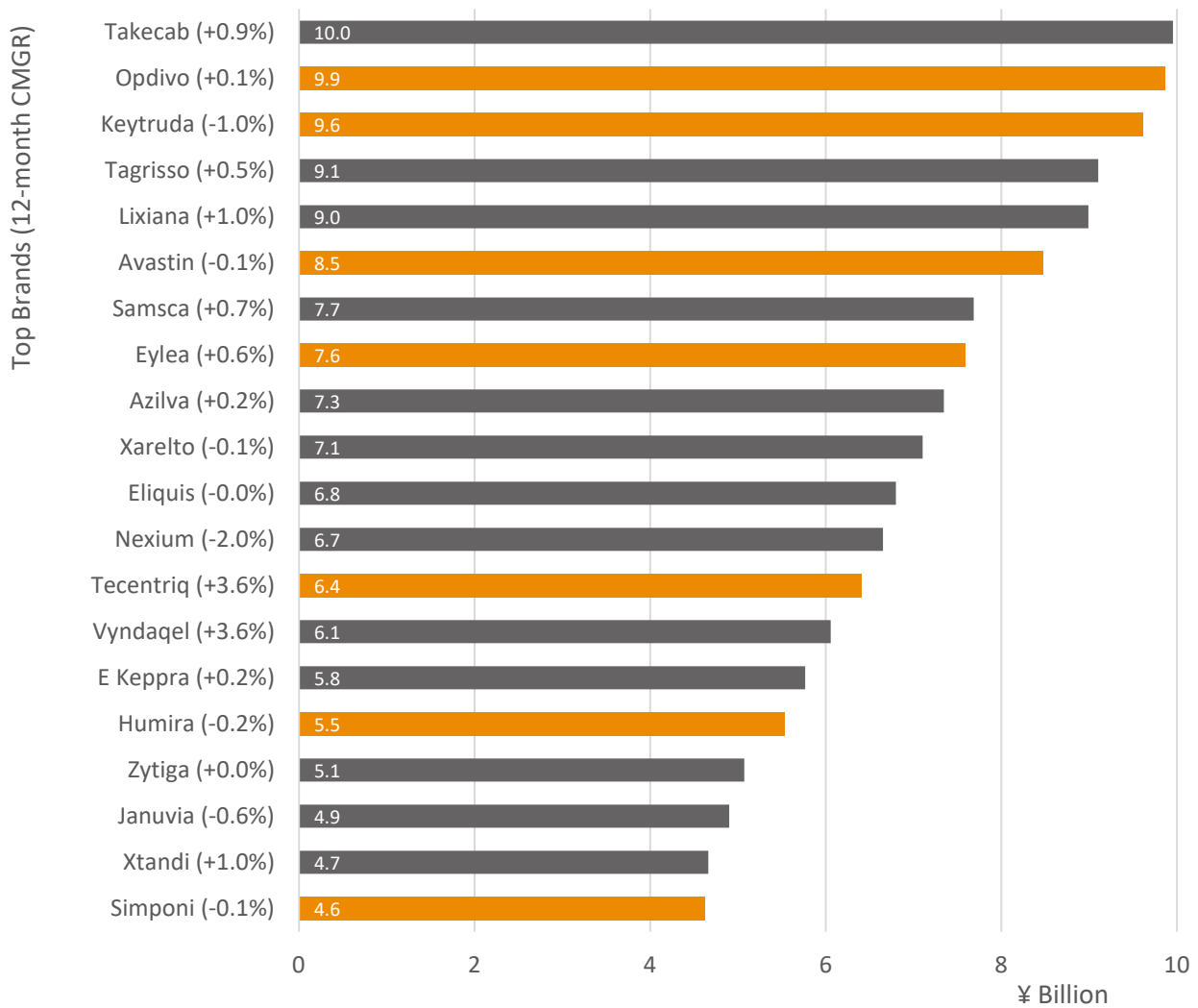
Source: Encise Inc.

We insist that you must read the terms of use at the end of this report (the "Terms of Use").

Anyone who has read the report is deemed to have agreed to the Terms of Use.

Research Report | Copyright © 2021 Encise Inc. All Rights Reserved.

Top 20 Brands (October 2021)



Source: Encise Inc.

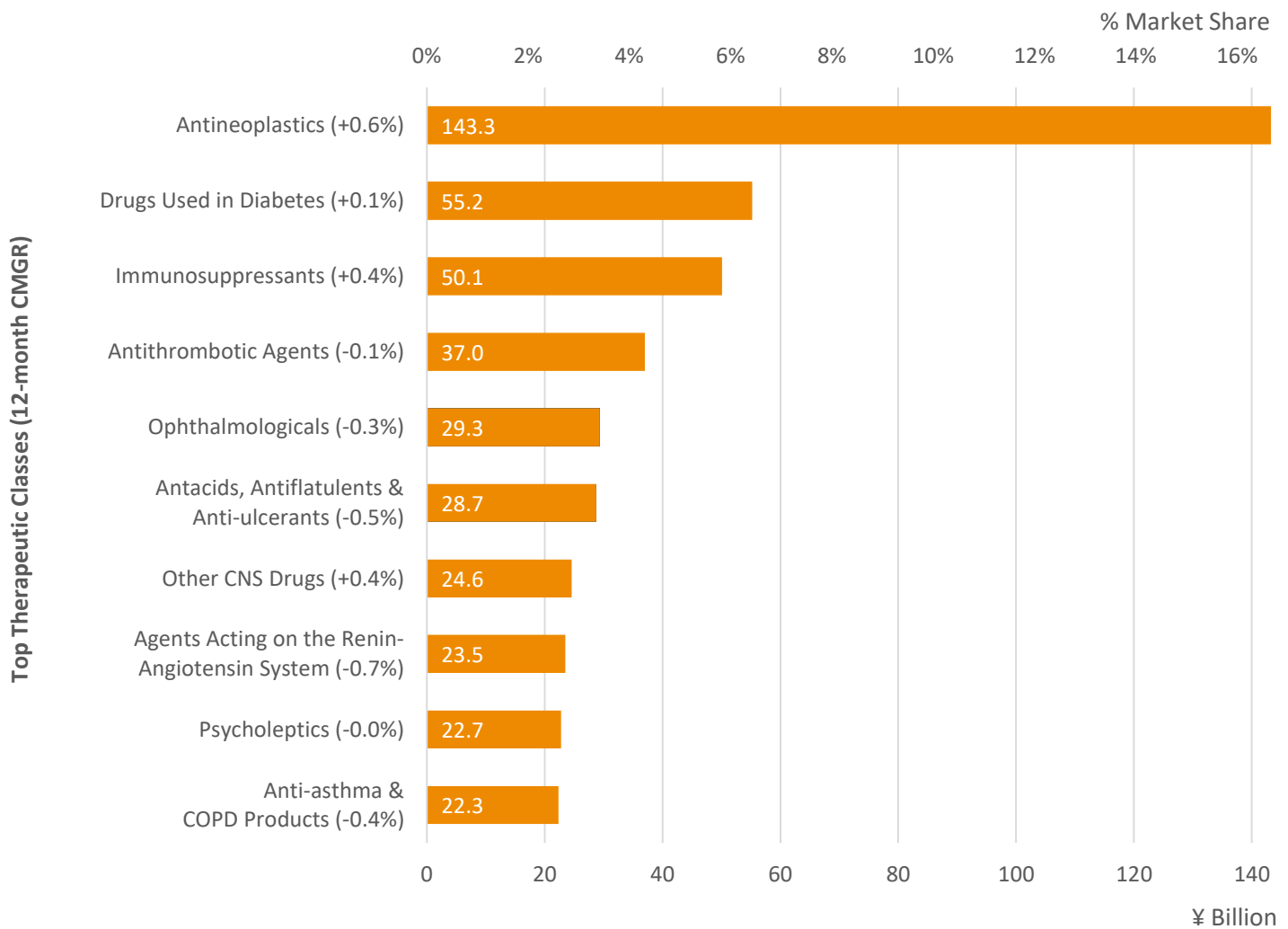
CMGR: Compound Monthly Growth Rate

- Biologics – MAb and other large molecules whose structures cannot be drawn
- Small Molecule – molecular structure can be drawn on paper

We insist that you must read the terms of use at the end of this report (the "Terms of Use").
Anyone who has read the report is deemed to have agreed to the Terms of Use.

Research Report | Copyright © 2021 Encise Inc. All Rights Reserved.

Top 10 Therapeutic Classes (October 2021)



Source: Encise Inc.

CMGR: Compound Monthly Growth Rate

We insist that you must read the terms of use at the end of this report (the "Terms of Use").
Anyone who has read the report is deemed to have agreed to the Terms of Use.

Research Report | Copyright © 2021 Encise Inc. All Rights Reserved.



Memo

We insist that you must read the terms of use at the end of this report (the "Terms of Use").
Anyone who has read the report is deemed to have agreed to the Terms of Use.

Research Report | Copyright © 2021 Encise Inc. All Rights Reserved.



Terms of Use

Therapeutic Classes are based on Encise's original classification. Please note that only the most recent month's data is 'Quick Data'; while the previous months' data is 'Fixed Data'. 'Quick Data' may slightly vary from the 'Fixed Data'.

Encise Research Center has prepared this Report by processing, editing, and developing estimates based on the ethical drug information Encise has collected. Encise does not guarantee the accuracy or completeness of this information, or that it meets any specific threshold in terms of content and/or quality.

Unless otherwise indicated, all of the content of the Report is owned by Encise, and Encise reserves all the rights including, but not limited to, copyrights contained or expressed in or relating to the Report, and they are protected by applicable laws.

No one, except with and to the extent of the prior written consent of Encise, shall transfer the Report to any person or let any person use the Report, or quote, reproduce or copy any and all part of the Report.

Encise Research Center

MFPR Shibuya bldg., 2-5, Shibuya 1-chome, Shibuya-ku, Tokyo 150-0002, Japan
Phone: +81-3-6712-6339 Fax: +81-3-6712-6343